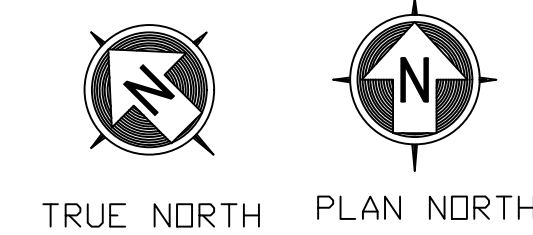
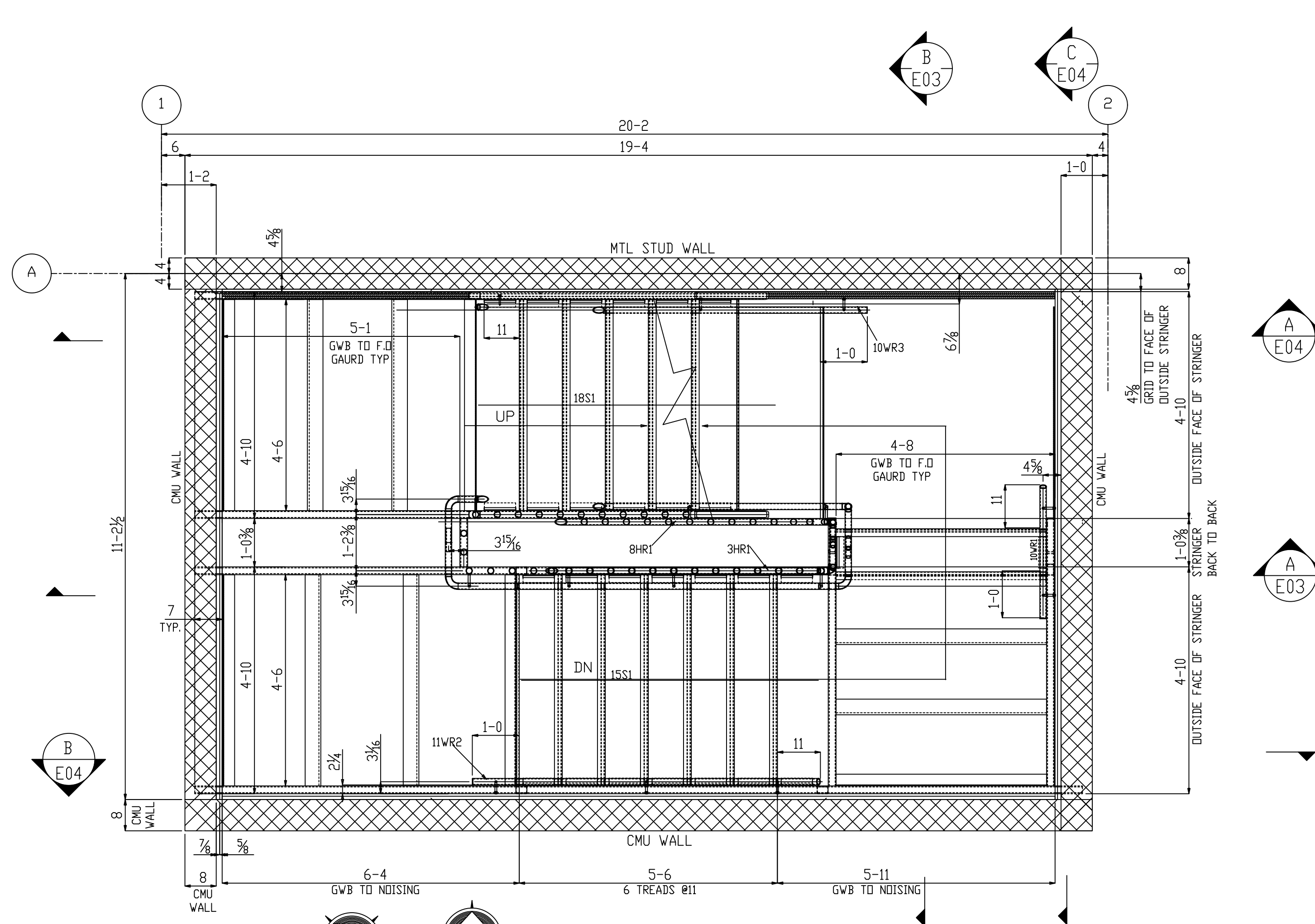
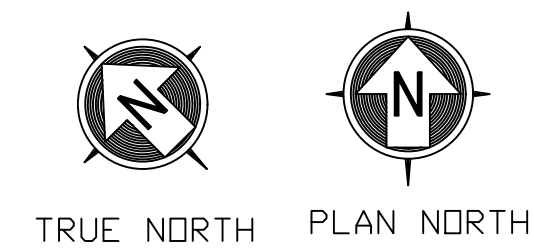
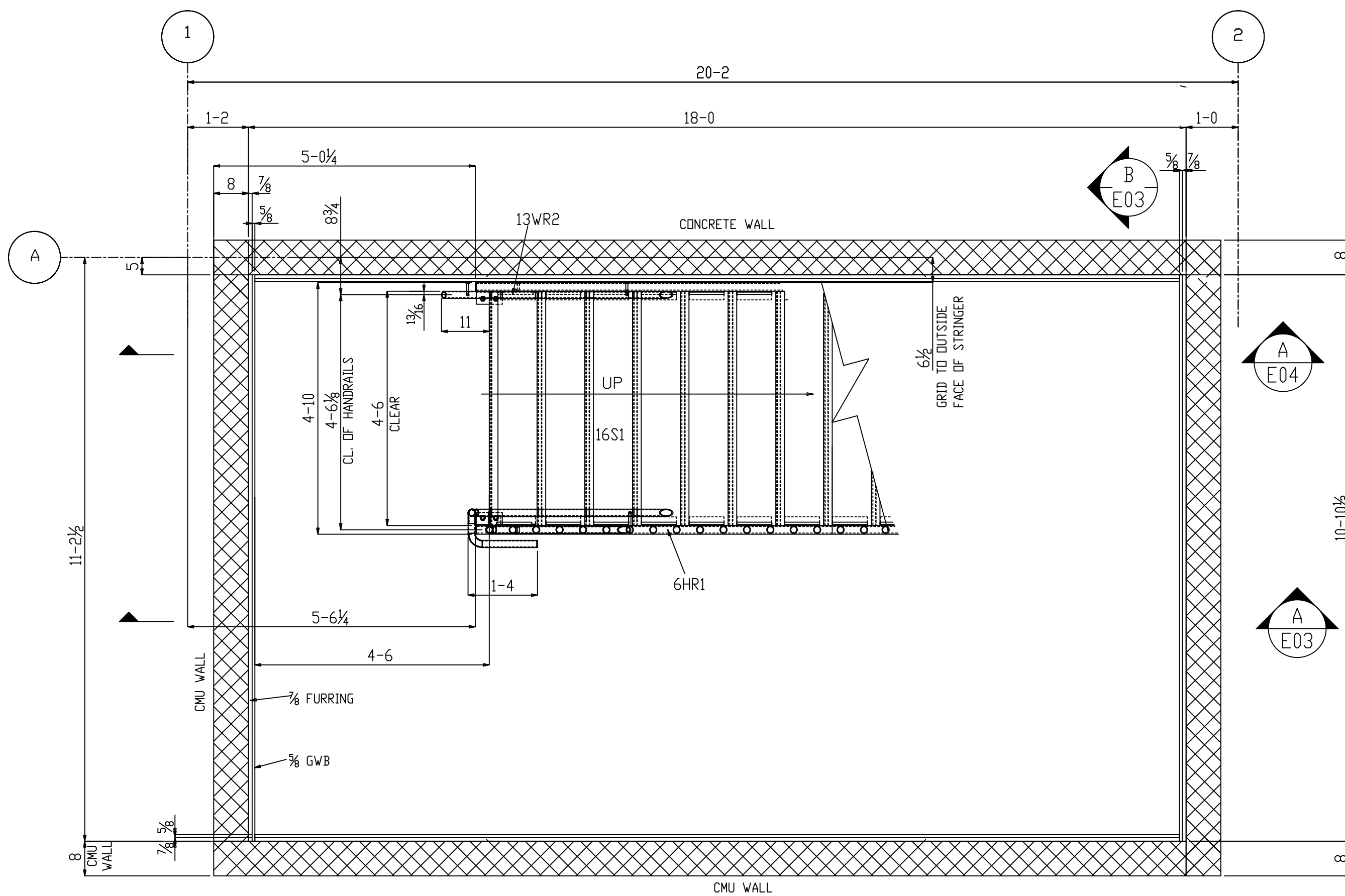


PARTIAL STAIRS & RAILS  
LOCATION EXTERIOR GRADE PLAN  
(REF:-D2/AE516)

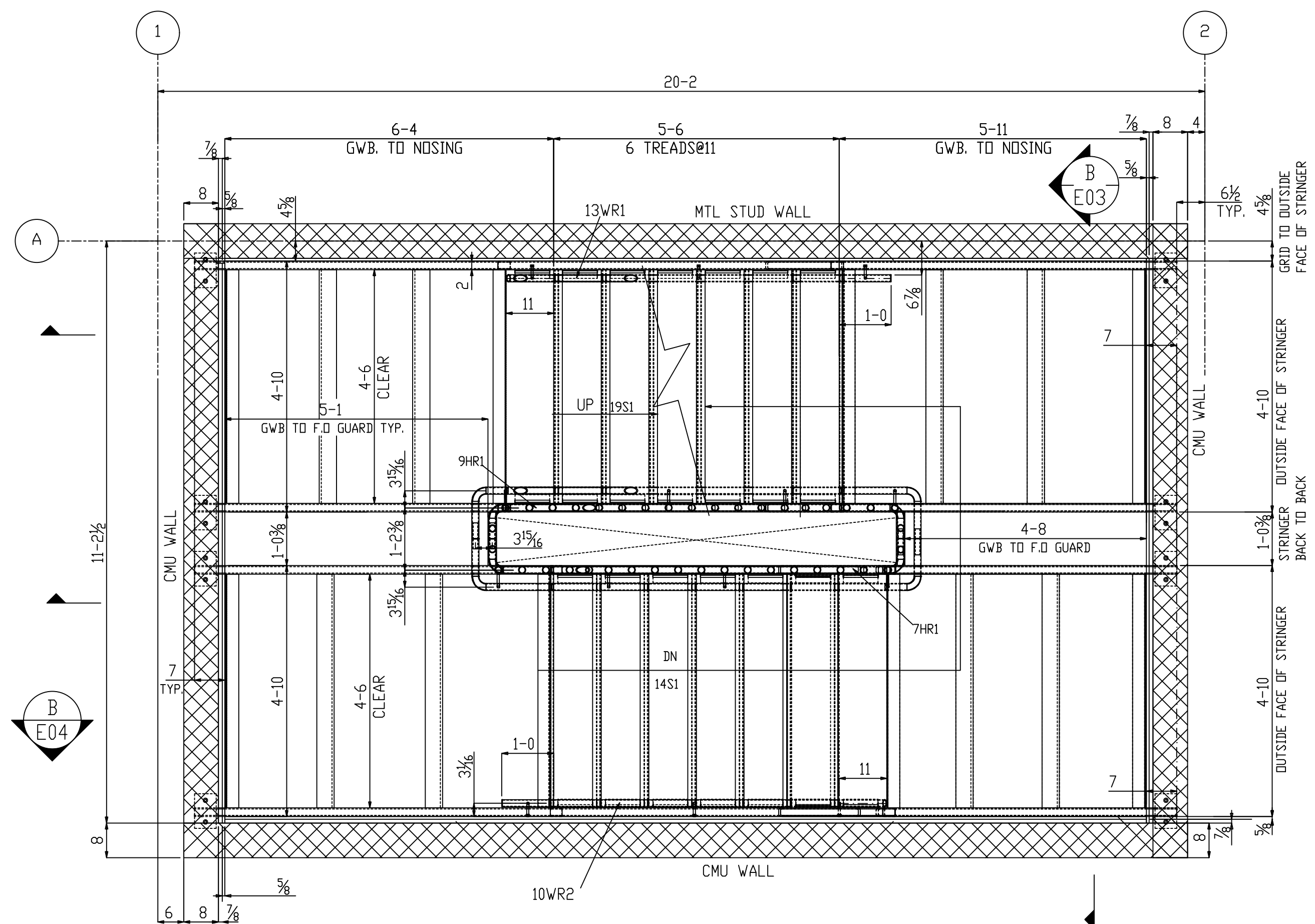


PARTIAL STAIRS & RAILS  
LOCATION FIRST FLOOR PLAN  
(REF:E1/AE516)

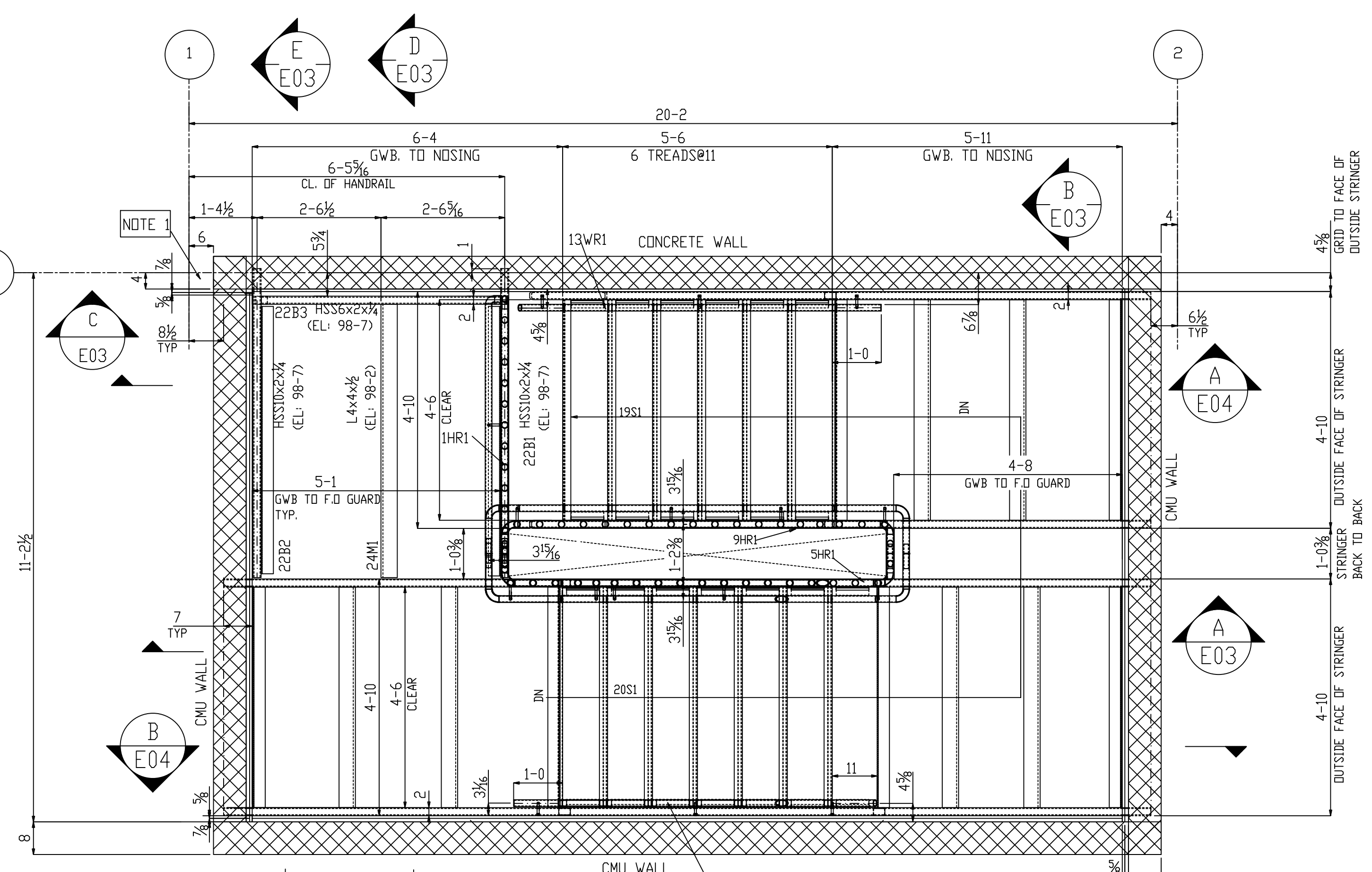


PARTIAL STAIRS & RAILS  
LOCATION BASEMENT PLAN  
(REF:A1/AE516)

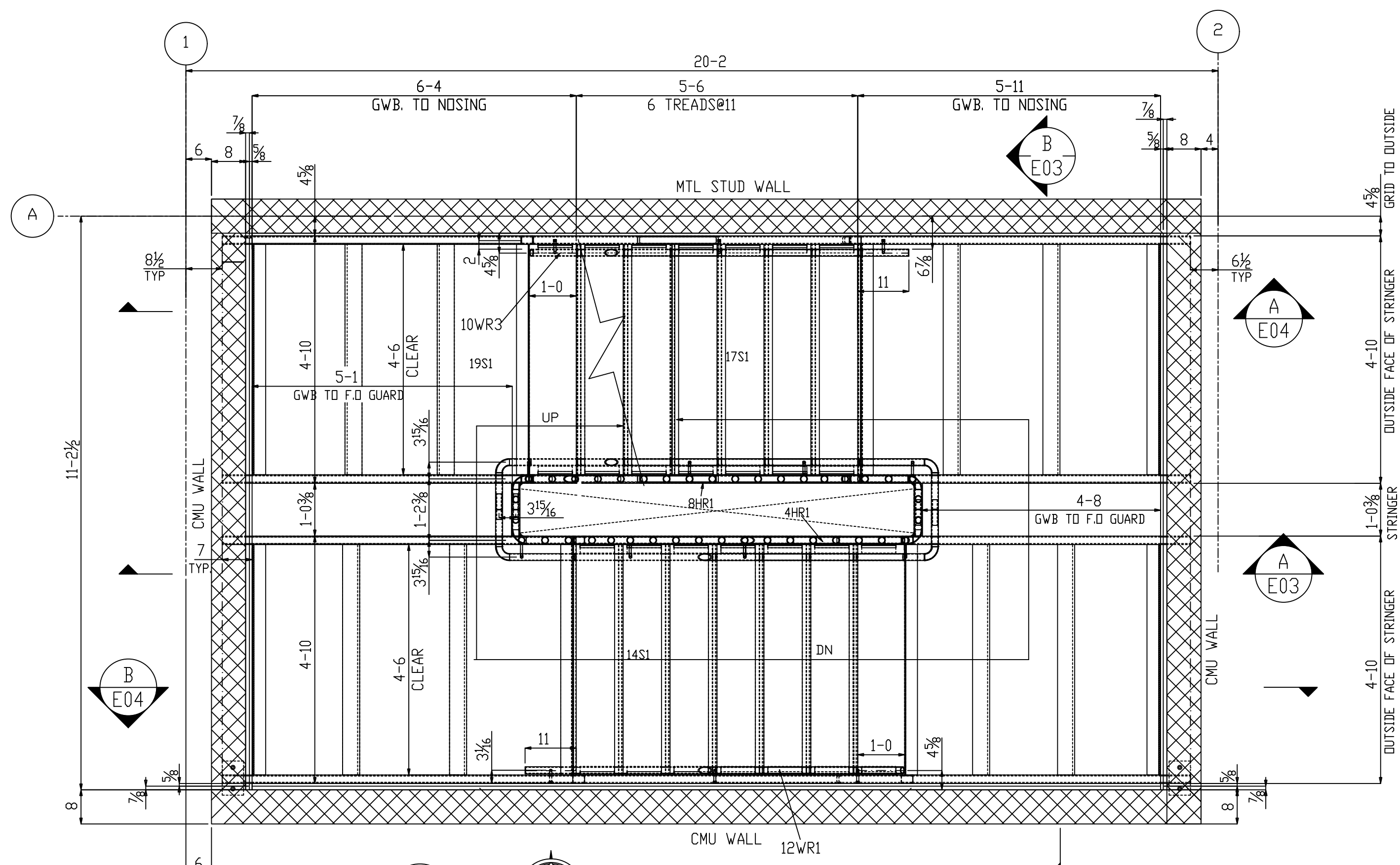
SENT APPROVAL		RECEIVED APPROVAL		STAIR PLAN	
SHOP	CONTRACTOR	JOB NAME:			
ERECTOR	ARCHITECT	LOCATION:			
		CUSTOMER:			
		ARCH./ENGINEER			
		BOLTS:			
REVISIONS		DR. BY:	SURFACE PREP:		
1		CH. BY:	SHOP PAINT:		
0		DATE			
A FOR APPROVAL		JOB NO.:	SHT. NO.:		E01



TRUE NORTH PLAN NORTH  
 PARTIAL STAIRS & RAILS  
 LOCATION BALCONY PLAN  
 (REF:K5/AE516)

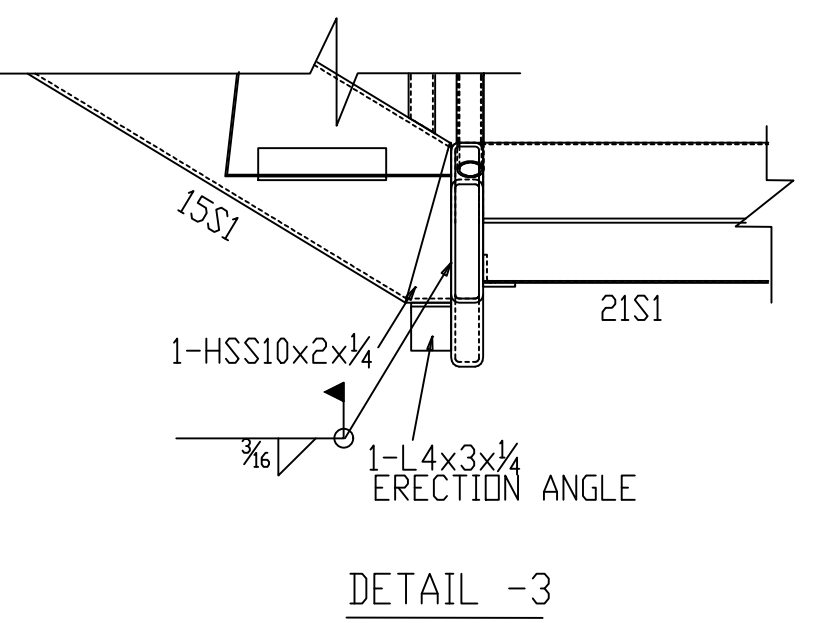
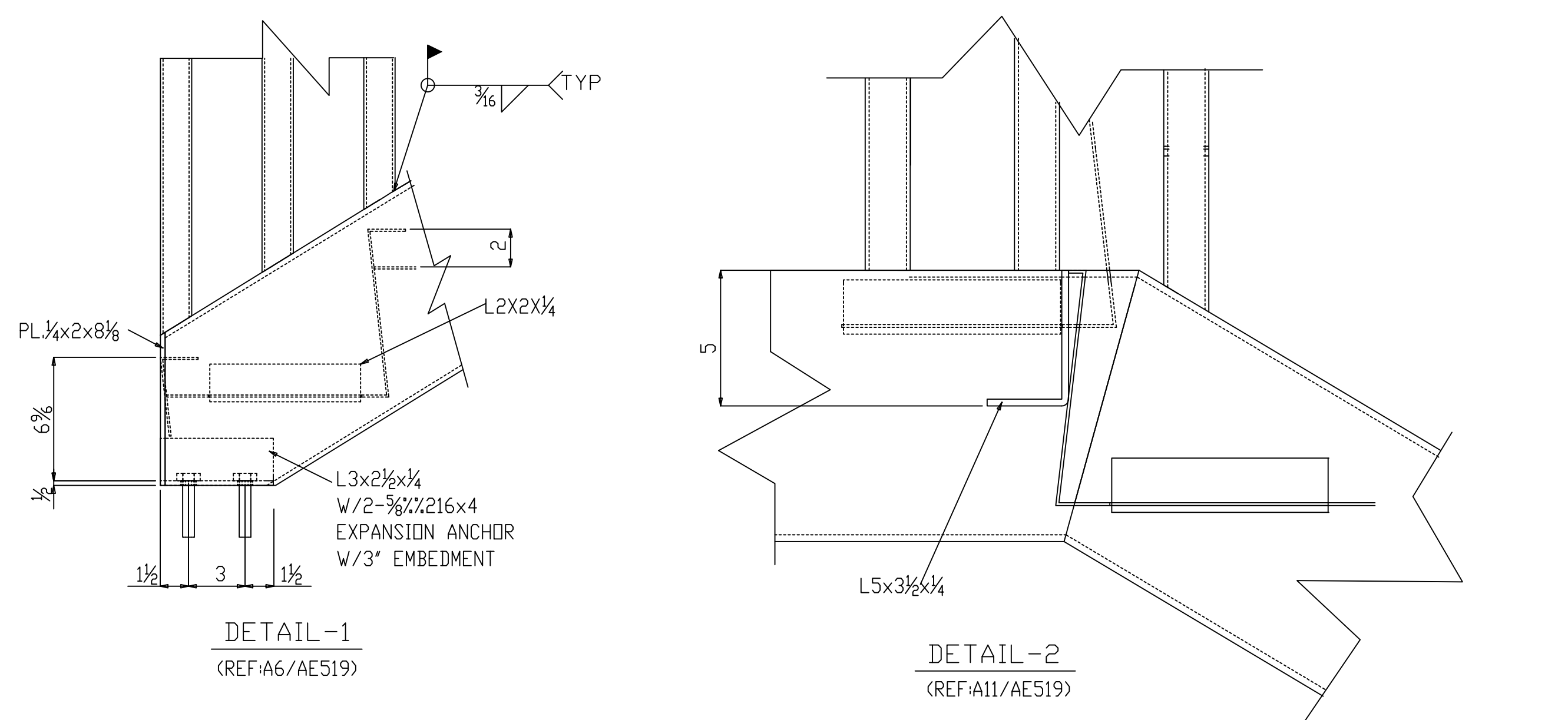
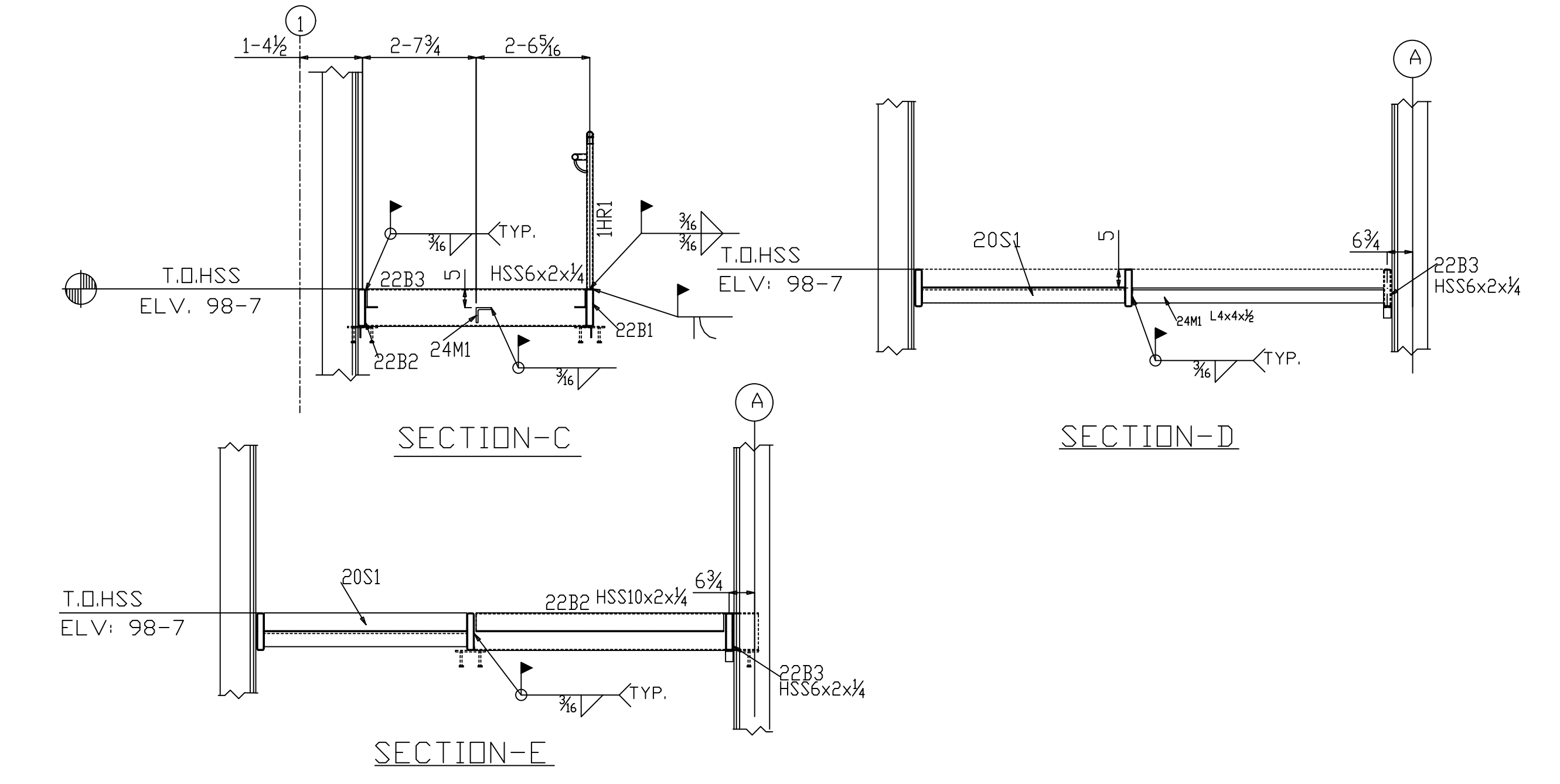
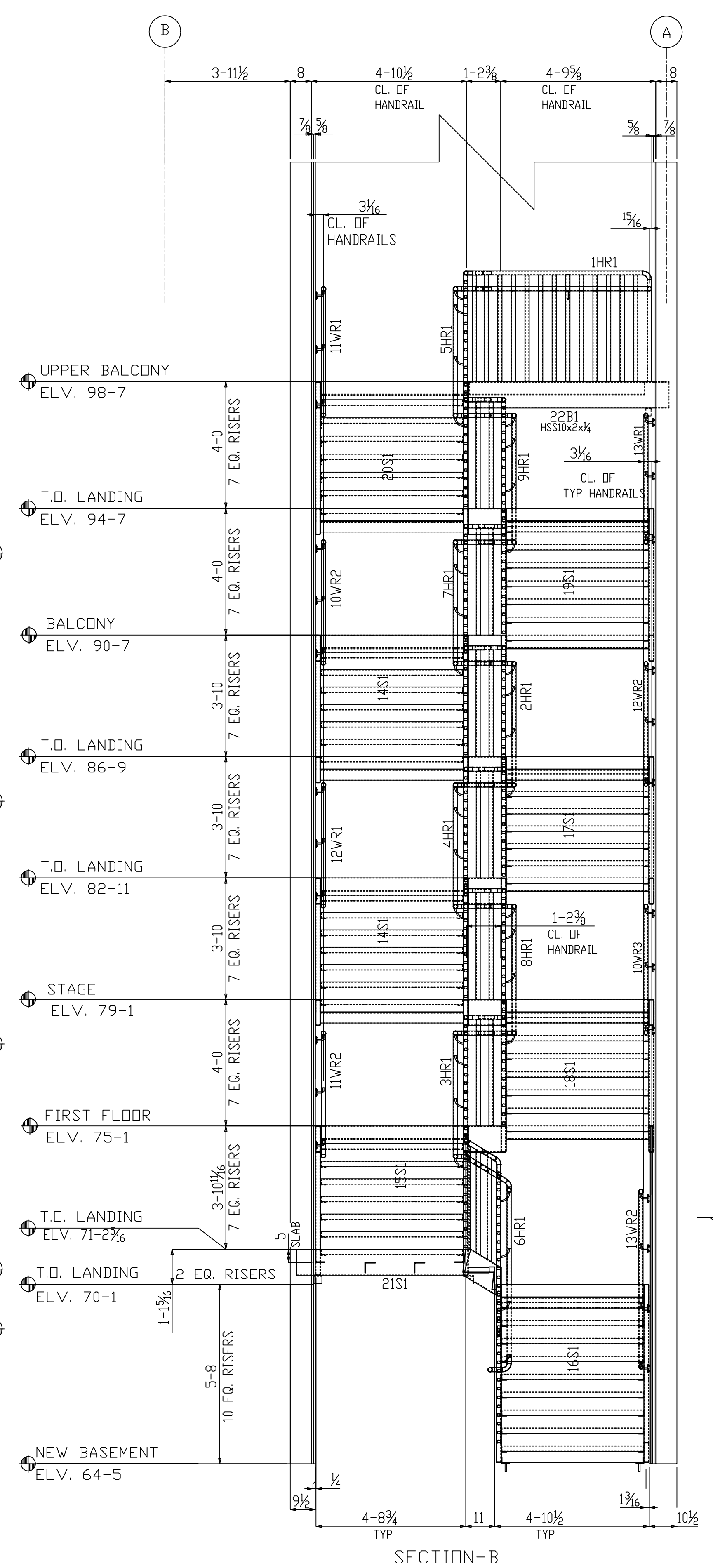
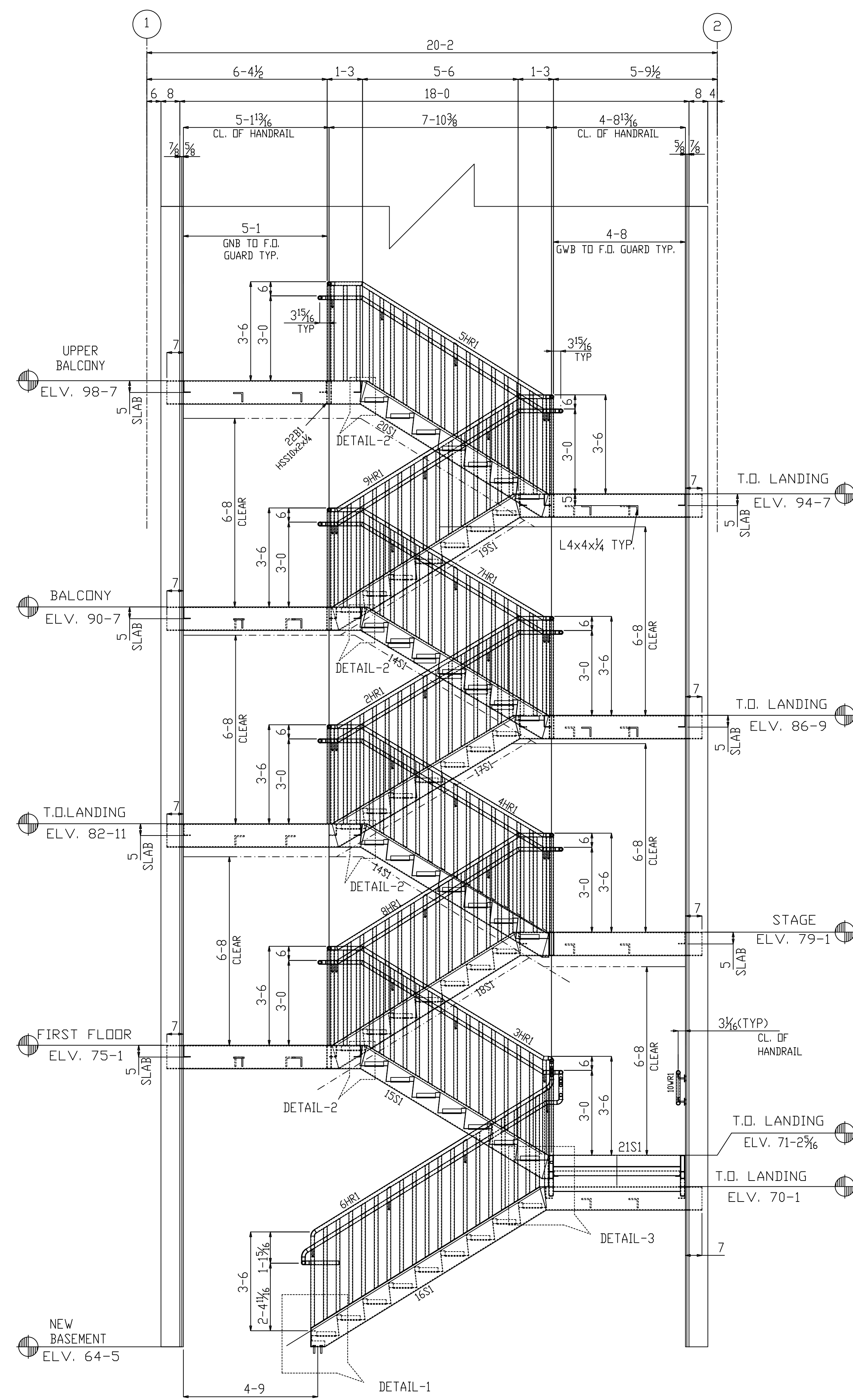


TRUE NORTH PLAN NORTH  
 PARTIAL STAIRS & RAILS  
 LOCATION UPPER BALCONY PLAN  
 (REF:K10/AE516)

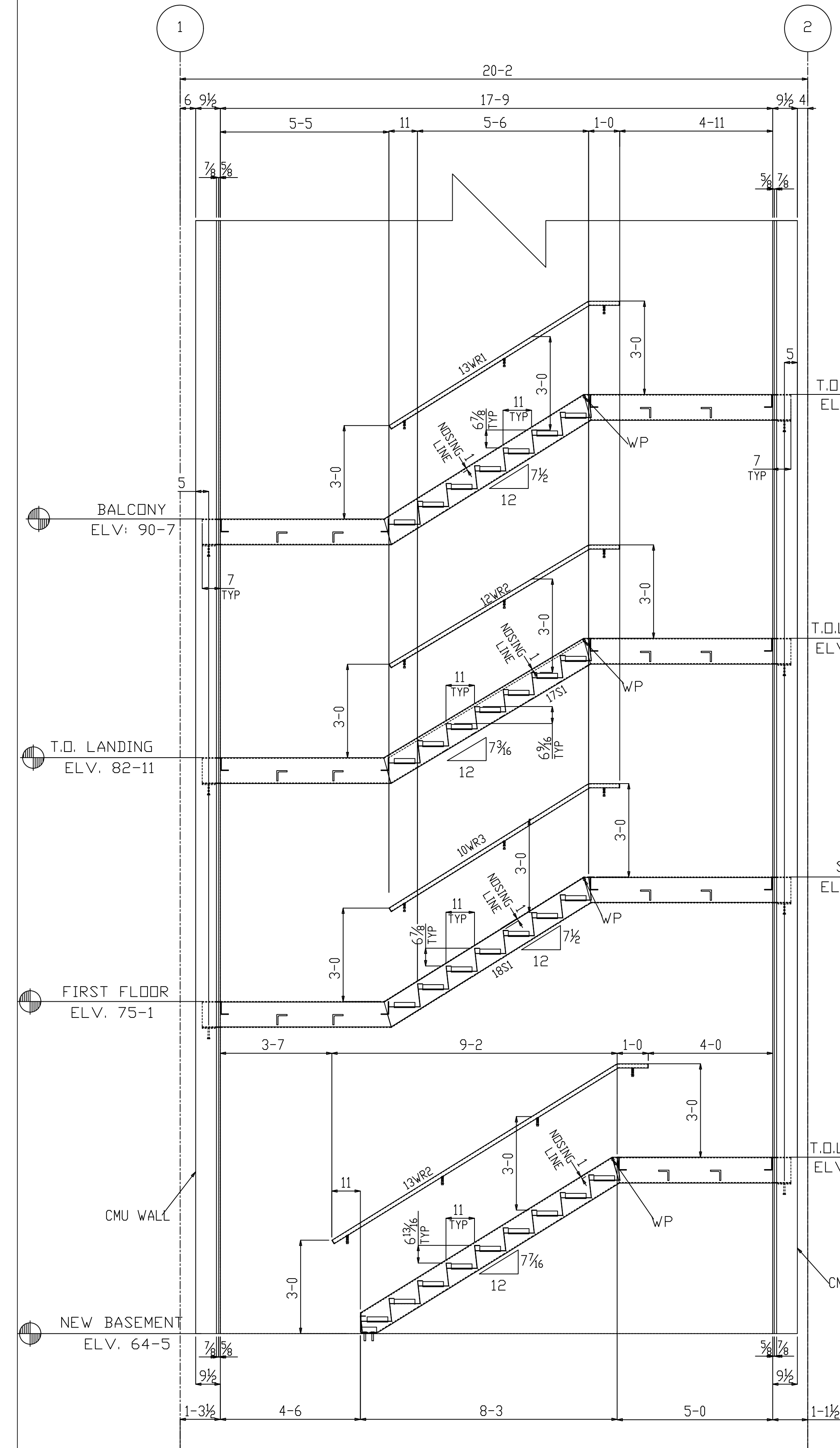


TRUE NORTH PLAN NORTH  
 PARTIAL STAIRS & RAILS  
 LOCATION STAGE PLAN  
 (REF:K1/AE516)

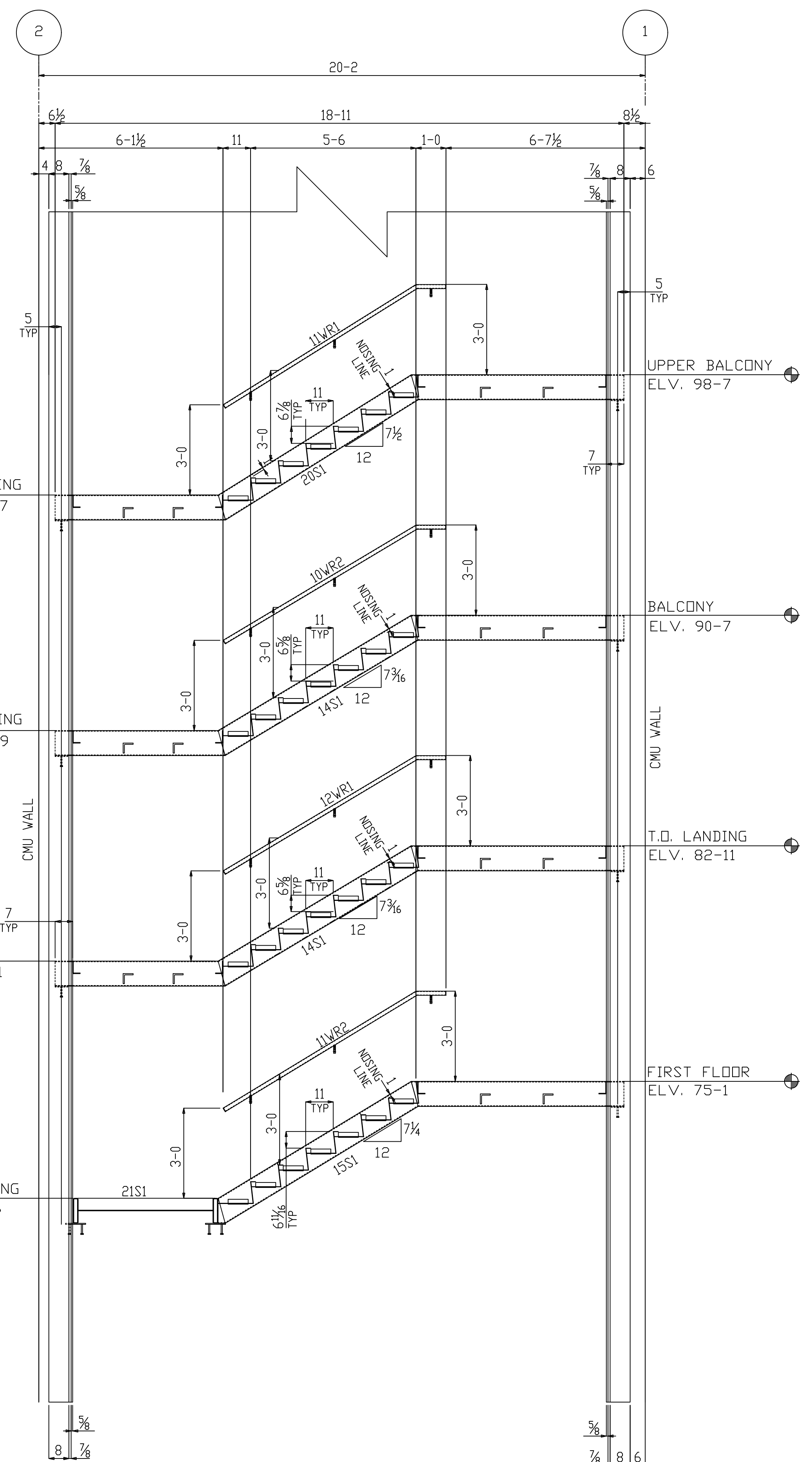
SENT APPROVAL	RECEIVED APPROVAL	STAIR PLAN	
SHOP	CONTRACTOR		
ERECTOR	ARCHITECT	JOB NAME:	
		LOCATION:	
		CUSTOMER:	
		ARCH/ENGINEER	
		BOLTS:	
REVISIONS		DR. BY:	SURFACE PREP:
1		CH. BY:	SHOP PAINT:
0		DATE	
A FOR APPROVAL		JOB NO.:	SHT. NO. E02



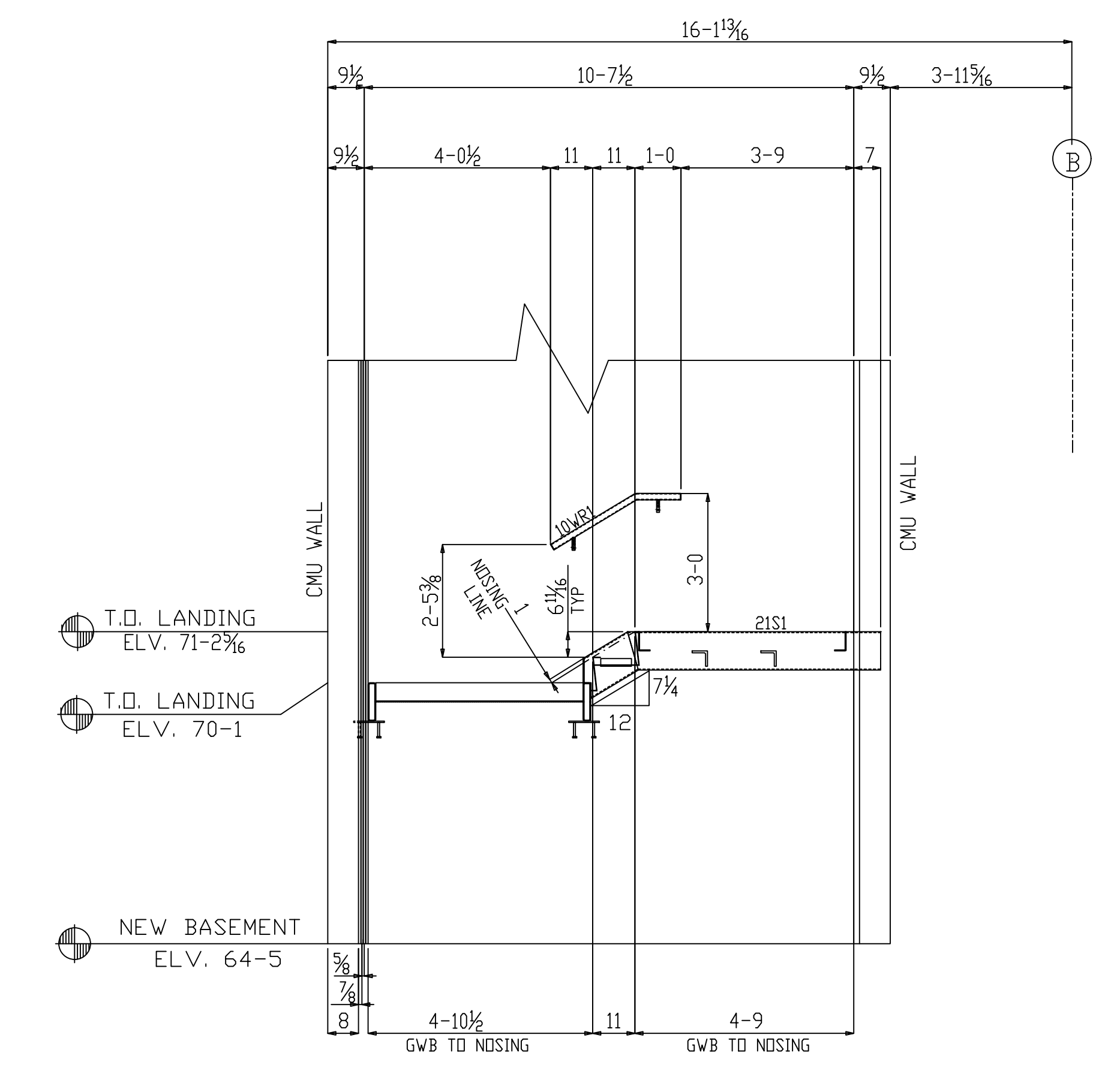
SENT APPROVAL	RECEIVED APPROVAL	STAIR PLAN	
SHOP	CONTRACTOR		
ERECTOR	ARCHITECT	JOB NAME:	
REVISIONS		LOCATION:	
		CUSTOMER:	
1		ARCH./ENGINEER	
		BOLTS:	
A FOR APPROVAL		DR. BY:	SURFACE PREP:
		CH. BY:	SHOP PAINT:
		DATE	
		JOB NO.:	SHT. NO. E03



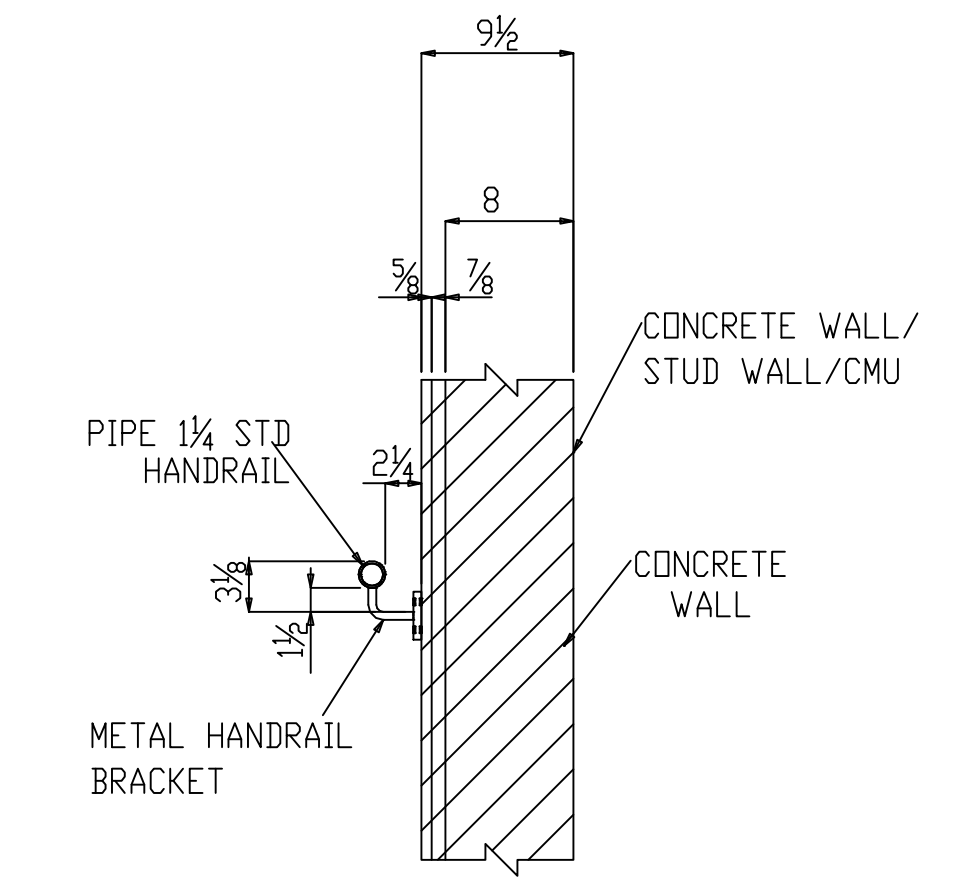
SECTION-A



SECTION-B

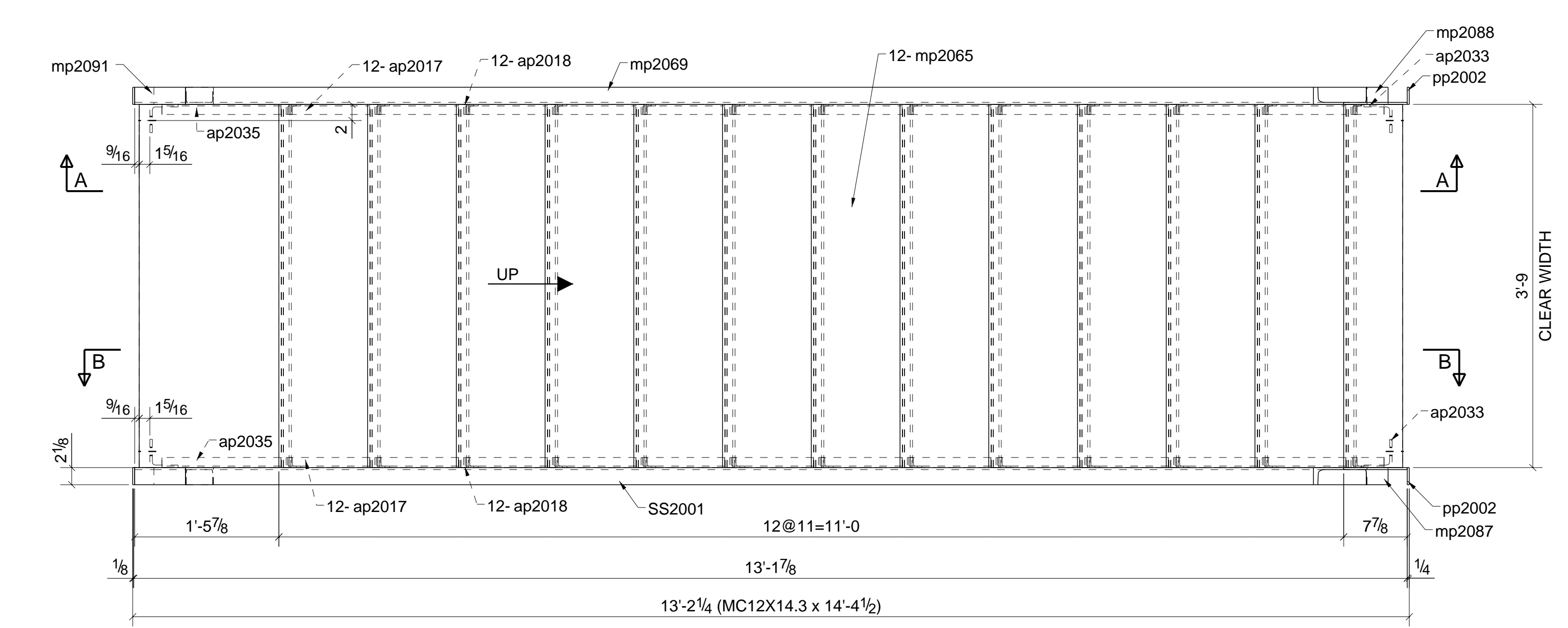
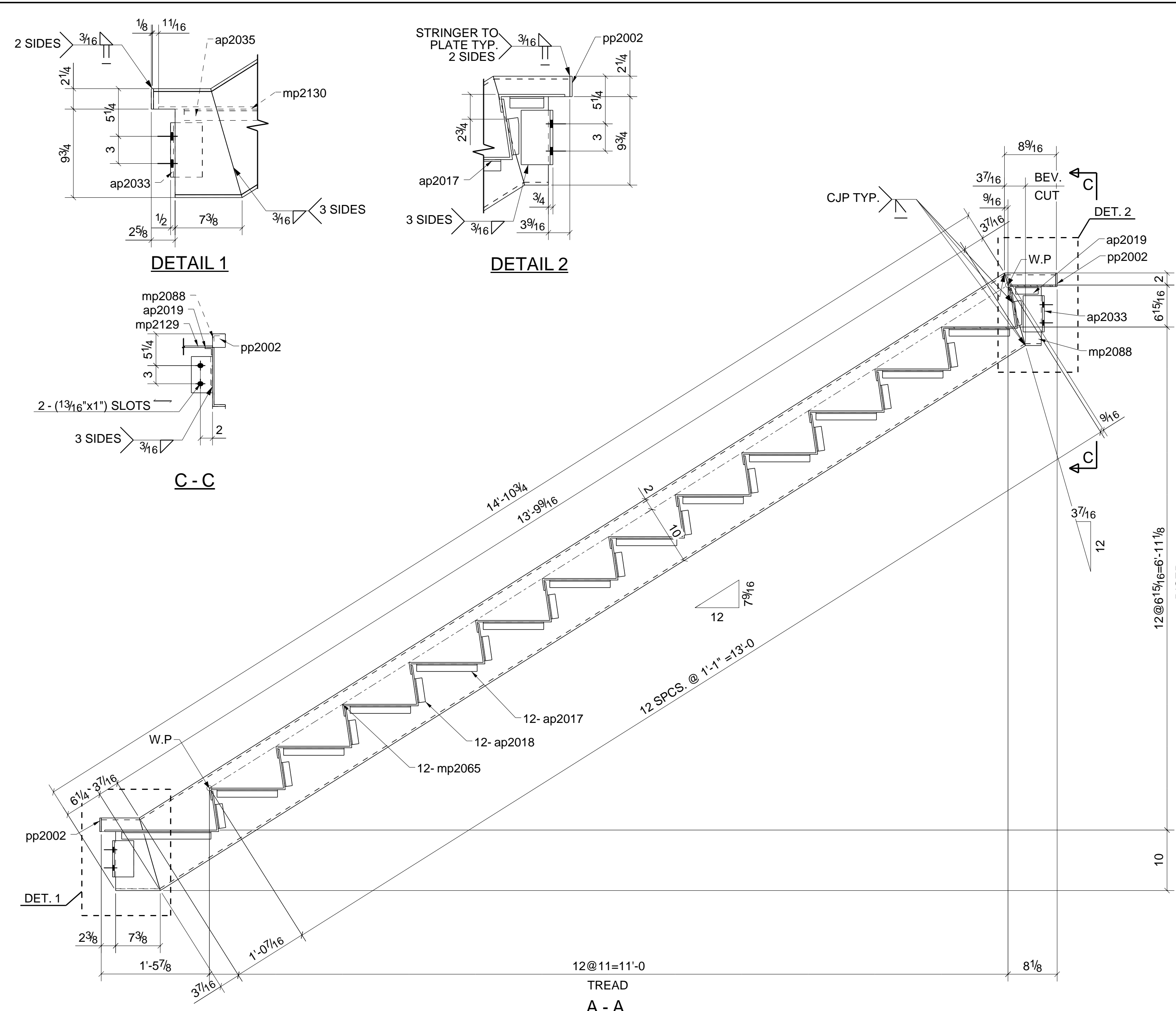


SECTION C



TYPICAL WALL HANDRAIL DETAIL  
(REF. J6/AE516)

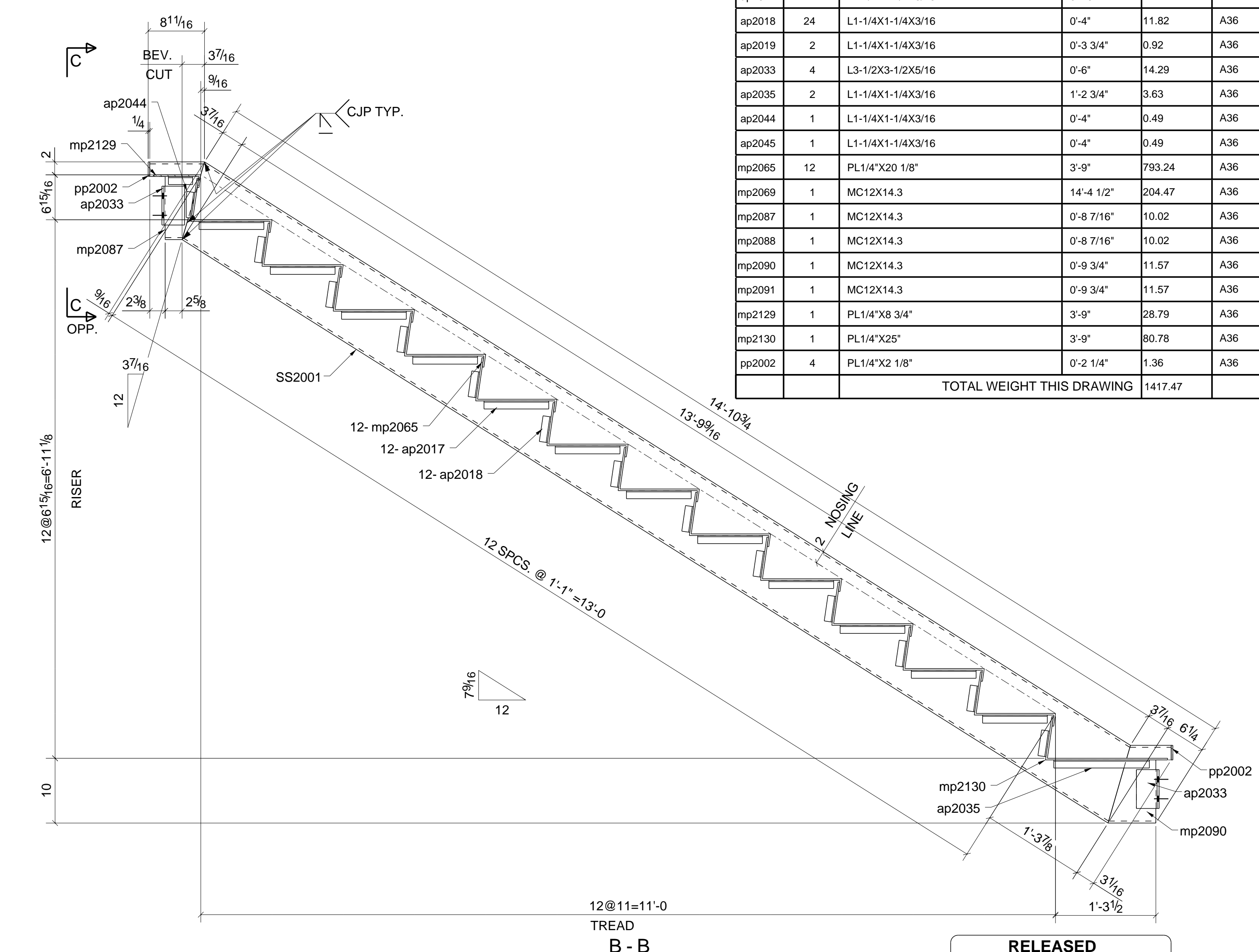
SENT APPROVAL	RECEIVED APPROVAL	STAIR PLAN	
SHOP	CONTRACTOR		
ERECTOR	ARCHITECT	JOB NAME:	
		LOCATION:	
		CUSTOMER:	
		ARCH/ENGINEER	
REVISIONS		BOLTS:	
1	DR. BY:	SURFACE PREP:	
0	CH. BY:	SHOP PAINT:	
A FOR APPROVAL	DATE	JOB NO.:	SHT. NO. E04



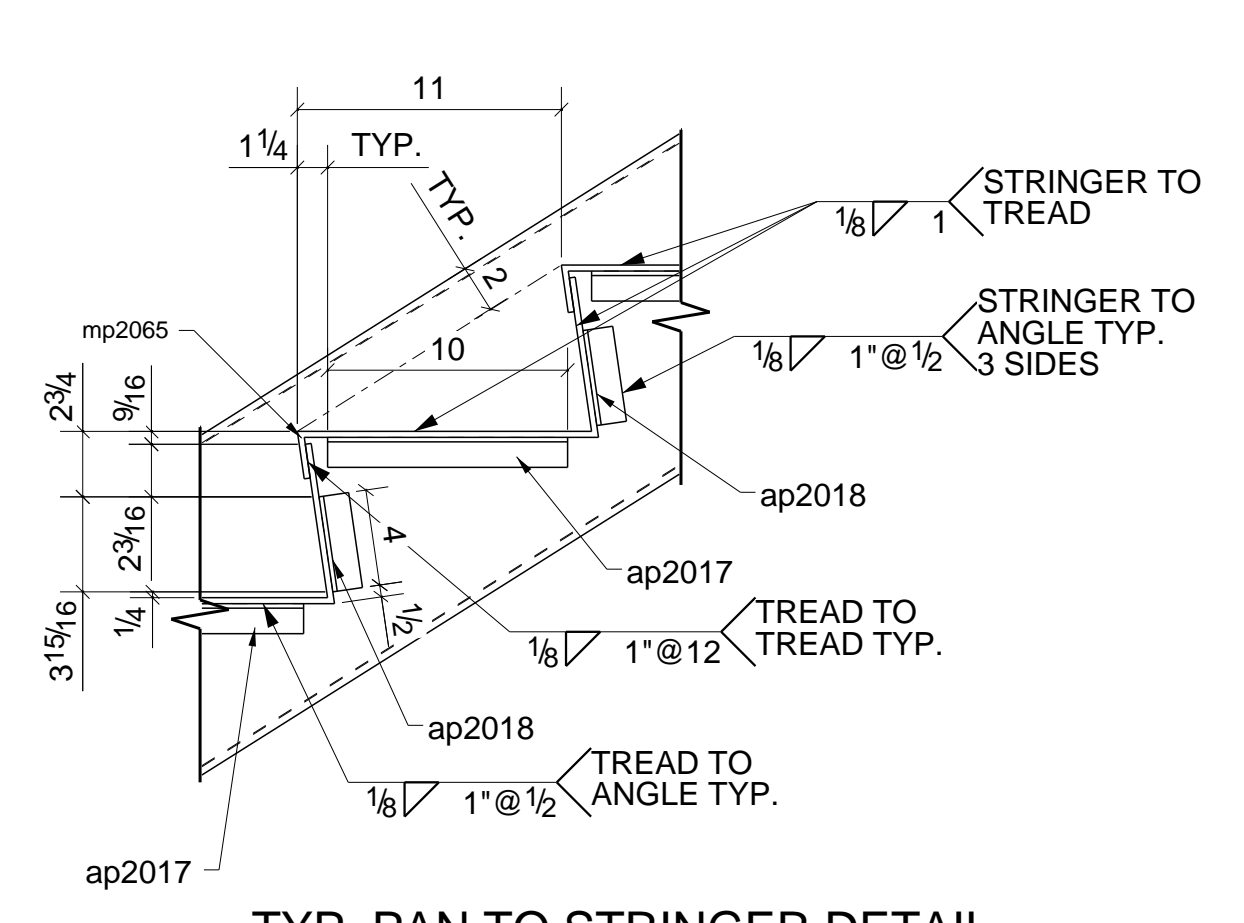
ONE - STRINGER - SS2001

### BILL OF MATERIAL

MARK	QTY	DESCRIPTION	LENGTH	WEIGHT	MATERIAL GR.	REMARKS
SS2001	1	STRINGER				
SS2001	1	MC12X14.3	14'-4 1/2"	204.47	A36	
ap2017	24	L1-1/4X1-1/4X3/16	0'-10"	29.54	A36	
ap2018	24	L1-1/4X1-1/4X3/16	0'-4"	11.82	A36	
ap2019	2	L1-1/4X1-1/4X3/16	0'-3 3/4"	0.92	A36	
ap2033	4	L3-1/2X3-1/2X5/16	0'-6"	14.29	A36	
ap2035	2	L1-1/4X1-1/4X3/16	1'-2 3/4"	3.63	A36	
ap2044	1	L1-1/4X1-1/4X3/16	0'-4"	0.49	A36	
ap2045	1	L1-1/4X1-1/4X3/16	0'-4"	0.49	A36	
mp2065	12	PL1/4"X20 1/8"	3'-9"	793.24	A36	
mp2069	1	MC12X14.3	14'-4 1/2"	204.47	A36	
mp2087	1	MC12X14.3	0'-8 7/16"	10.02	A36	
mp2088	1	MC12X14.3	0'-8 7/16"	10.02	A36	
mp2090	1	MC12X14.3	0'-9 3/4"	11.57	A36	
mp2091	1	MC12X14.3	0'-9 3/4"	11.57	A36	
mp2129	1	PL1/4"X8 3/4"	3'-9"	28.79	A36	
mp2130	1	PL1/4"X25"	3'-9"	80.78	A36	
pp2002	4	PL1/4"X2 1/8"	0'-2 1/4"	1.36	A36	
TOTAL WEIGHT THIS DRAWING				1417.47		



**RELEASED FOR FABRICATION**



TYP. PAN TO STRINGER DETAIL

DETAIL ENGINEERING :

**VEGAZVA** Vegazva Technologies Inc.  
3701 W Algonquin Rd STE 640  
Rolling Meadows, IL 60008 USA

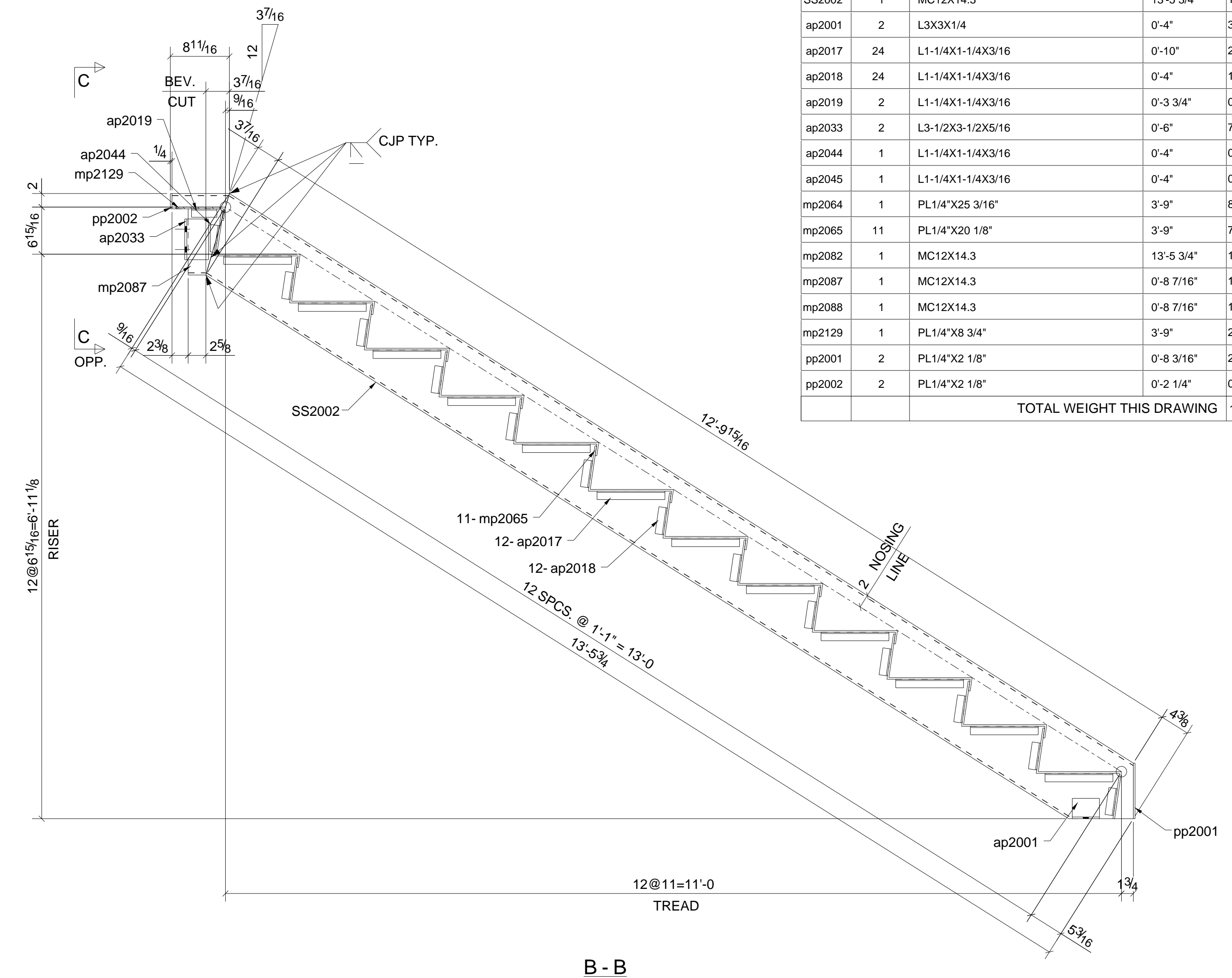
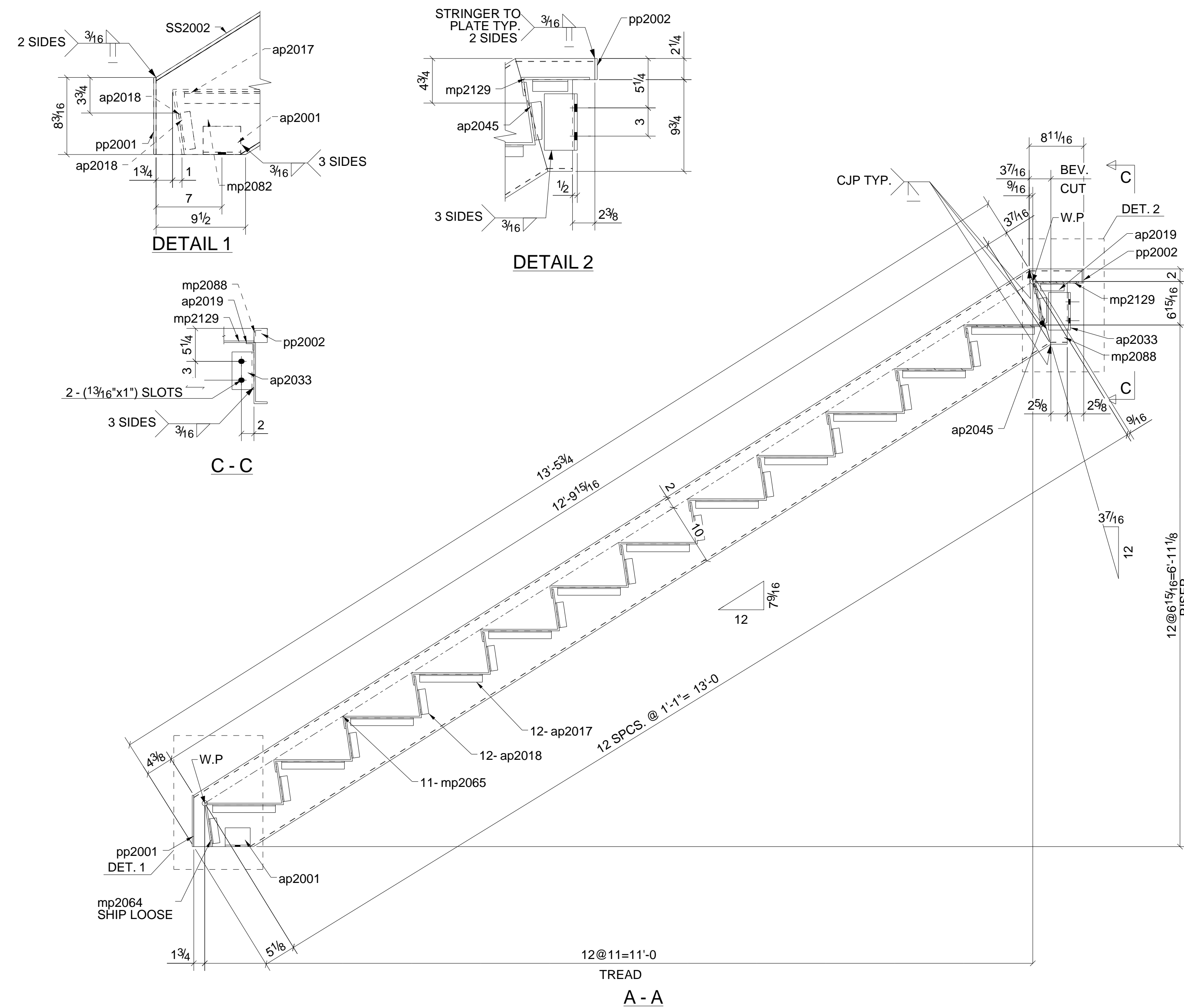
DATE	NO.	REVISION	BY.	CHK.
10/05/2021	0	FOR FABRICATION	AR	SB
09/06/2021	A	FOR APPROVAL	AR	KS

WORK THIS DWG. W/ THE FOLLOWING :

E2001 - E2007

ALL STEEL ASTM-A36 UNLESS NOTED. Welding Electrodes - E70XX	STRUCTURE:
ALL HOLES UNLESS NOTED 13/16" Ø U.N.O	LOCATION:
SURFACE PREP. SP-3	PURCHASER:
SHOP PAINT. One S/C Gray Primer	PLANS BY:
ERECTION BY: JESCO	DESCRIPTION:
PRINTINGS	ITEM: AB
NO. DATE FOR NO. DATE FOR	MADE BY: DATE: 10/05/2021
	CHK'D BY: DATE: 10/05/2021
	APP'D BY: DATE: 10/05/2021
	JOB NO. SHEET NO. REV.
	13630 SS2001 0

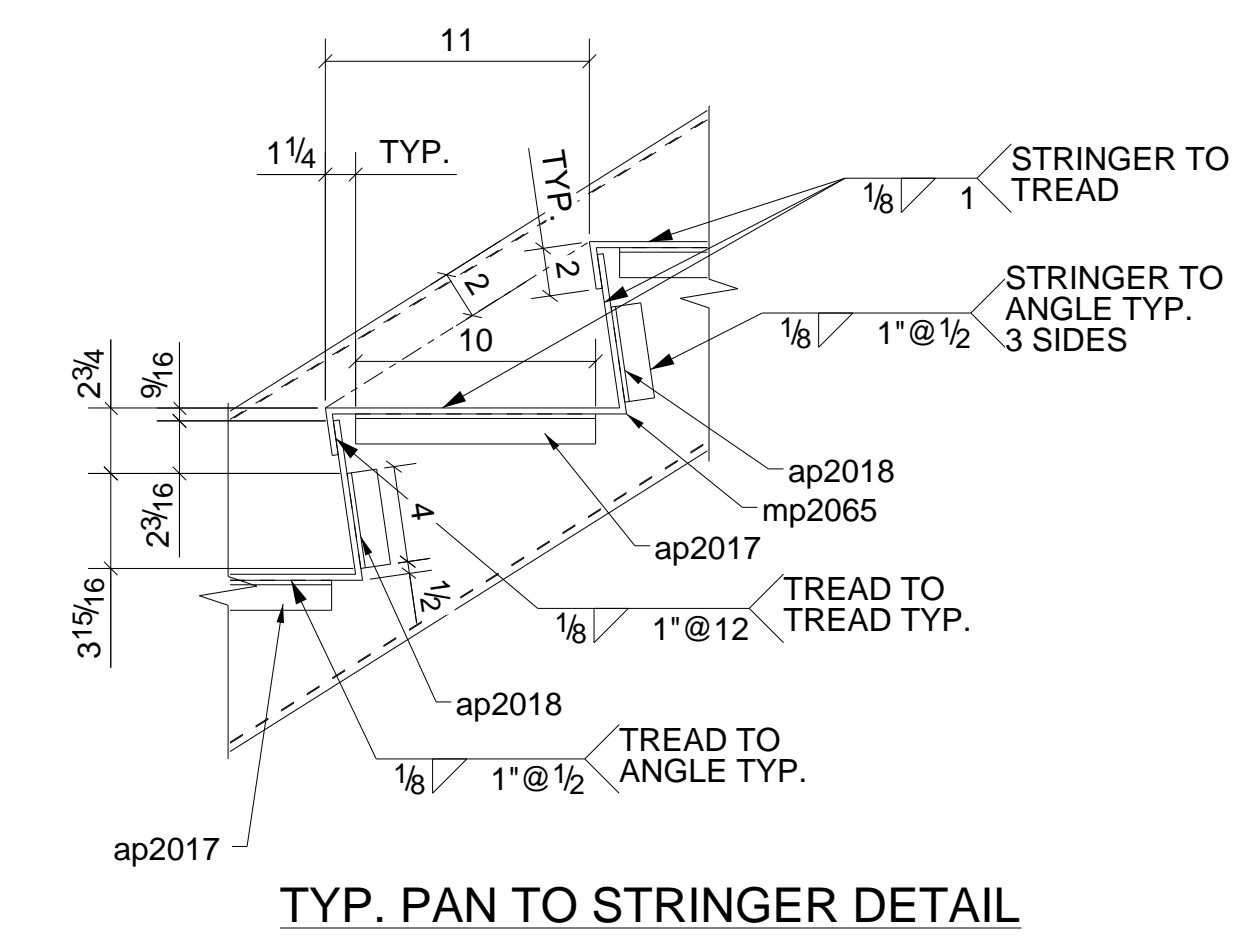
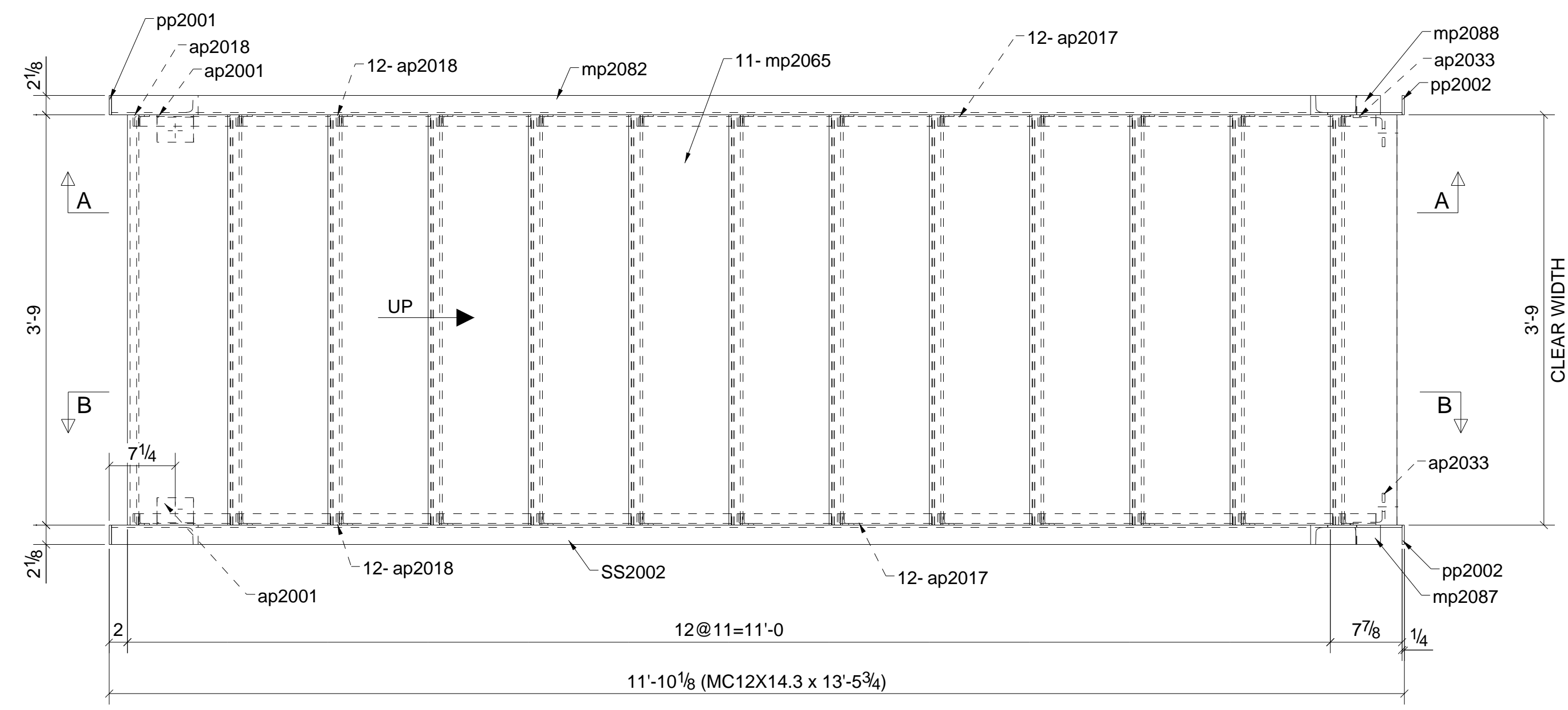
QTY.	SIZE	GRADE	LENGTH	TYPE	WEIGHT
8	3/4"	A325N	1 3/4"	Site	2.21



### BILL OF MATERIAL

MARK	QTY	DESCRIPTION	LENGTH	WEIGHT	MATERIAL GR.	REMARKS
SS2002	1	STRINGER	13'-5 3/4"	191.76	A36	
ap2001	2	L3X3X1/4	0'-4"	3.27	A36	
ap2017	24	L1-1/4X1-1/4X3/16	0'-10"	29.54	A36	
ap2018	24	L1-1/4X1-1/4X3/16	0'-4"	11.82	A36	
ap2019	2	L1-1/4X1-1/4X3/16	0'-3 3/4"	0.92	A36	
ap2033	2	L3-1/2X3-1/2X5/16	0'-6"	7.15	A36	
ap2044	1	L1-1/4X1-1/4X3/16	0'-4"	0.49	A36	
ap2045	1	L1-1/4X1-1/4X3/16	0'-4"	0.49	A36	
mp2064	1	PL1/4"X25 3/16"	3'-9"	82.12	A36	
mp2065	11	PL1/4"X20 1/8"	3'-9"	727.13	A36	
mp2082	1	MC12X14.3	13'-5 3/4"	191.76	A36	
mp2087	1	MC12X14.3	0'-8 7/16"	10.02	A36	
mp2088	1	MC12X14.3	0'-8 7/16"	10.02	A36	
mp2129	1	PL1/4"X8 3/4"	3'-9"	28.79	A36	
pp2001	2	PL1/4"X2 1/8"	0'-8 3/16"	2.47	A36	
pp2002	2	PL1/4"X2 1/8"	0'-2 1/4"	0.68	A36	
TOTAL WEIGHT THIS DRAWING				1298.43		

RELEASED  
FOR FABRICATION



**ONE - STRINGER - SS2002**

QTY.	SIZE	GRADE	LENGTH	TYPE	WEIGHT
4	3/4"	A325N	1 3/4"	Site	1.11
2	3/4"	WEDGE_ANG	3"	Site	0.00

DETAIL ENGINEERING :


**VEGAZVA** VEGAZVA.COM

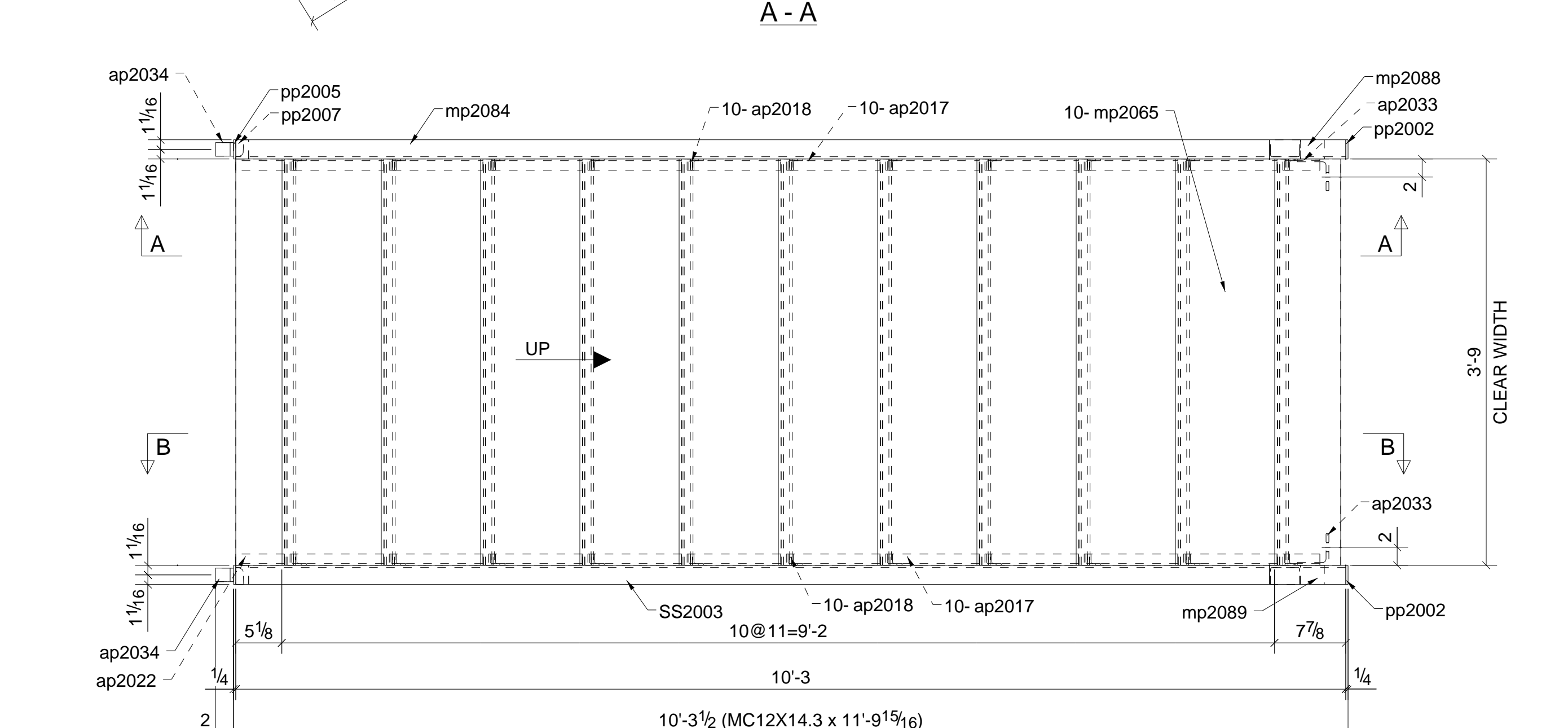
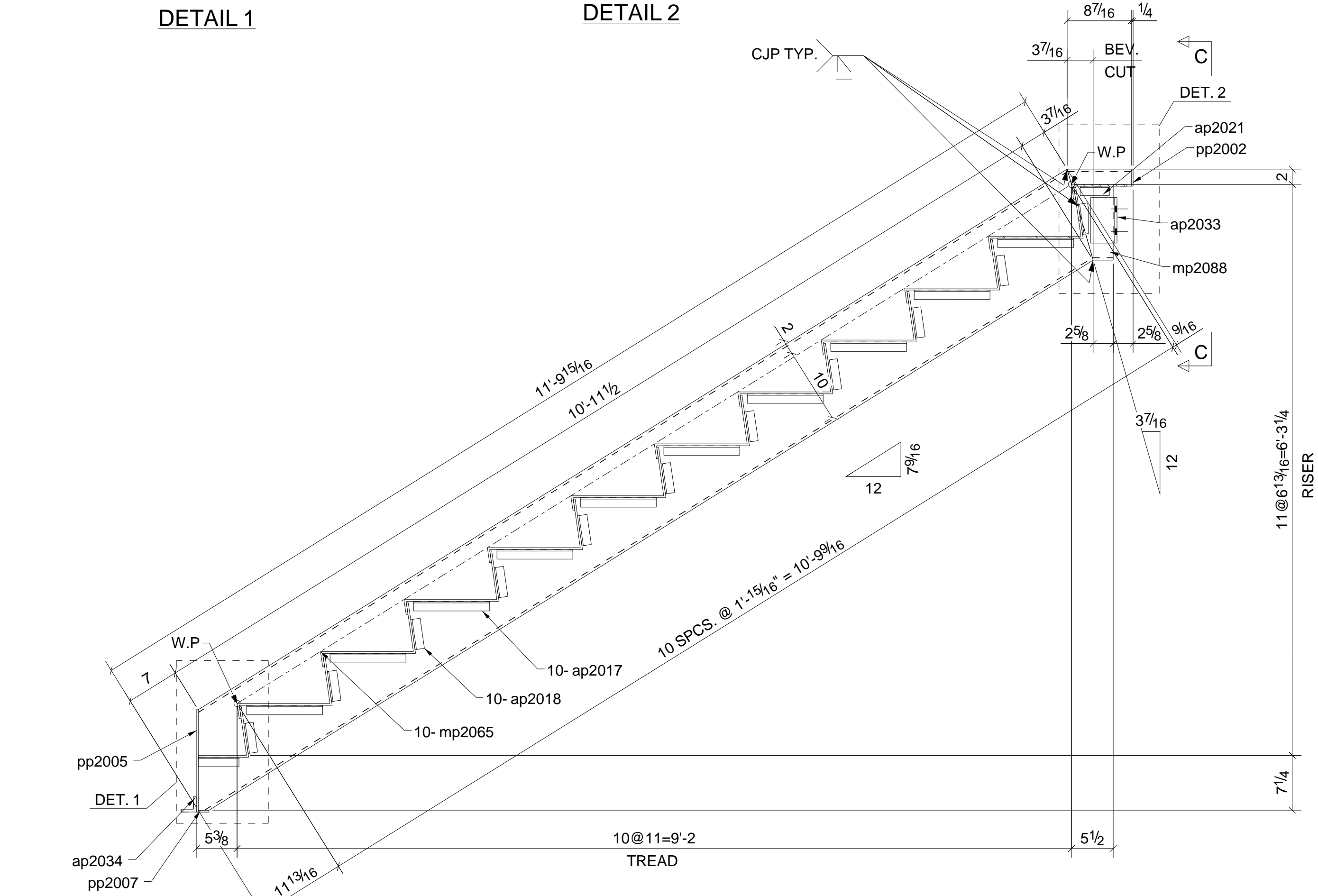
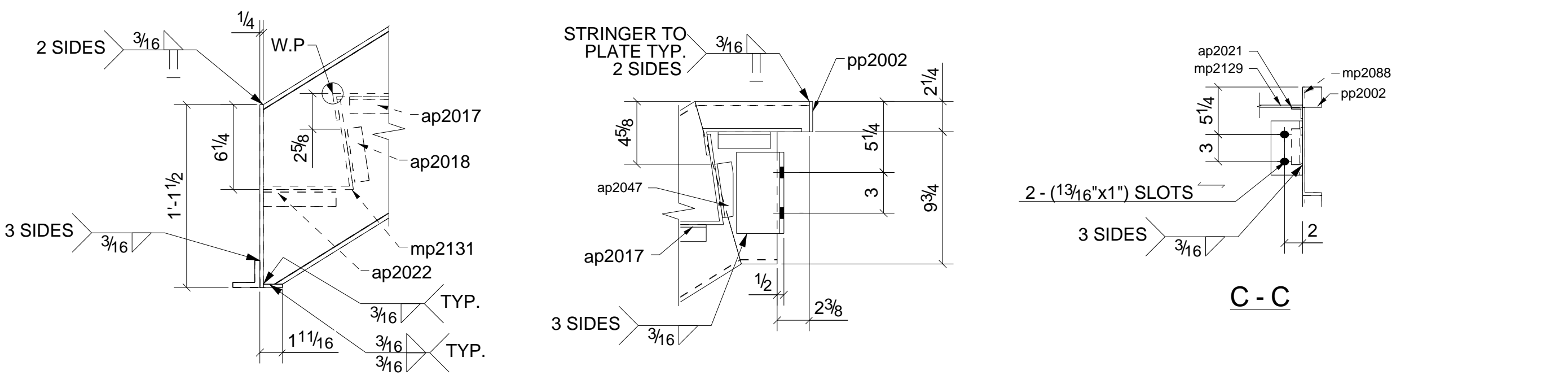
Vegazva Technologies Inc.  
3701 W Algonquin Rd STE 640  
Rolling Meadows, IL 60008 USA

DATE	NO.	REVISION	BY.	CHK.
10/05/2021	0	FOR FABRICATION	AR	SB
09/06/2021	A	FOR APPROVAL	AR	KS

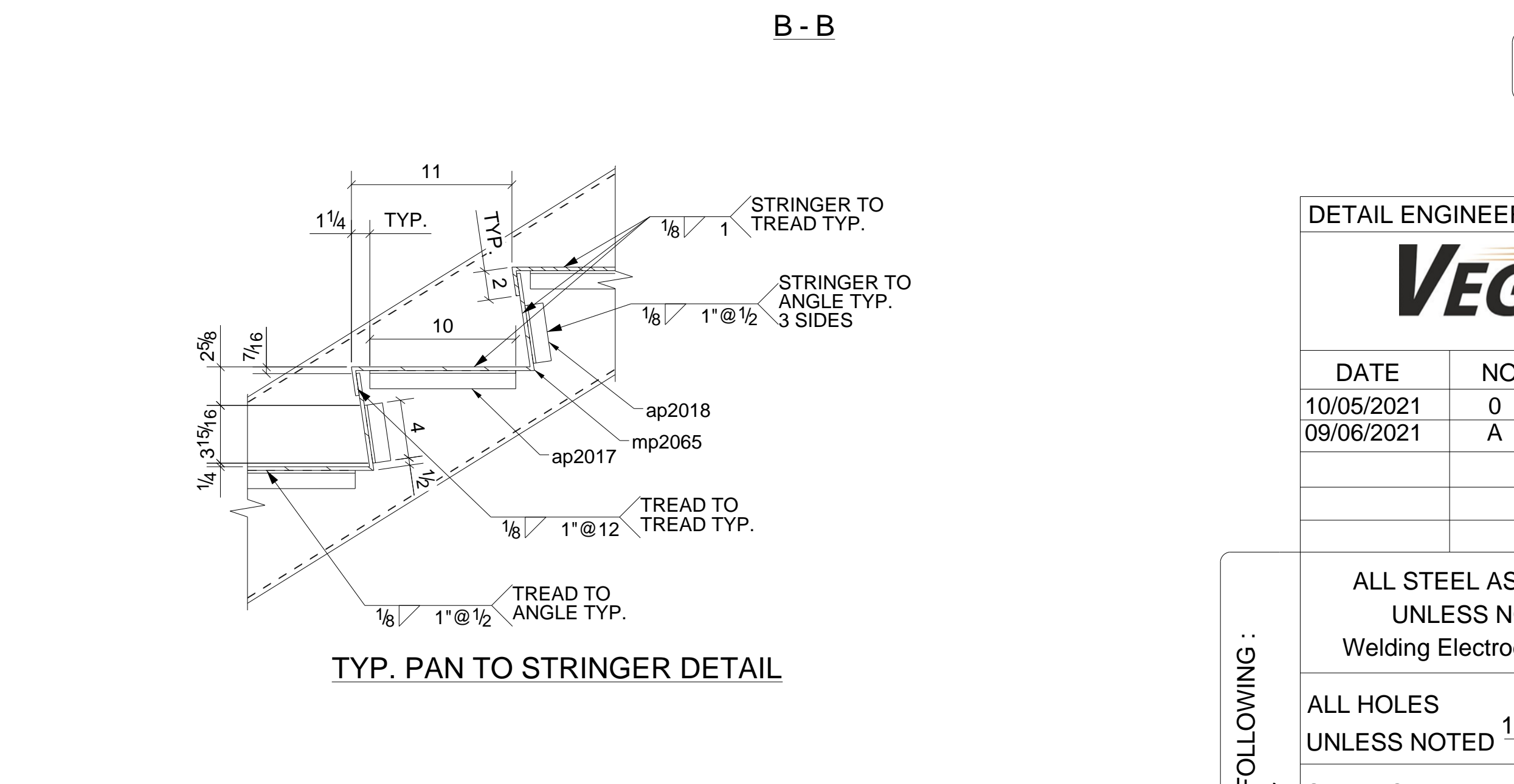
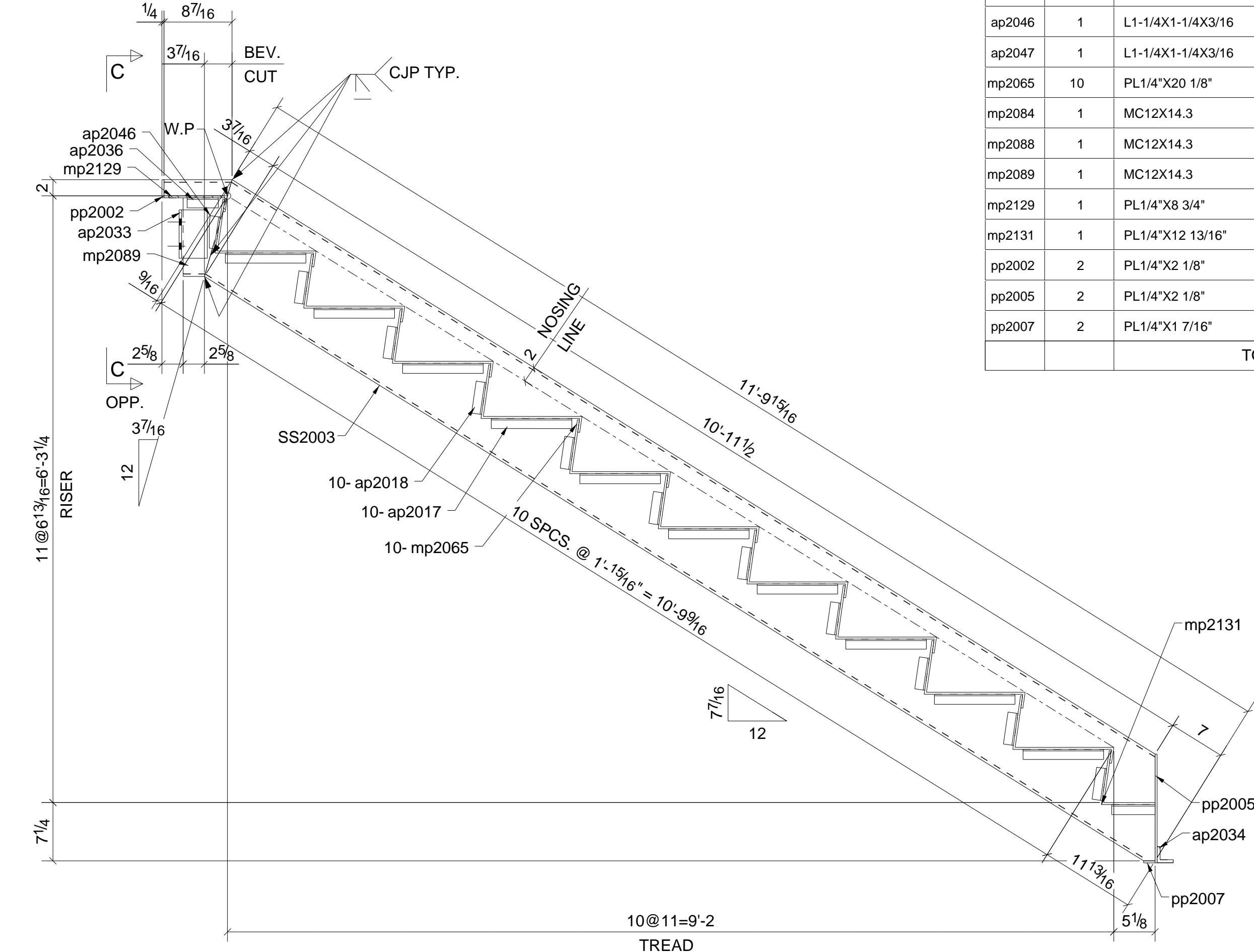
WORK THIS DWG. W/ THE FOLLOWING :  
E2001 - E2007

ALL STEEL ASTM-A36 UNLESS NOTED. Welding Electrodes - E70XX	STRUCTURE:
ALL HOLES UNLESS NOTED 13/16" Ø U.N.O	LOCATION:
SURFACE PREP. SP-3	PURCHASER:
SHOP PAINT. One S/C Gray Primer	PLANS BY:
ERECTION BY: JESCO	DESCRIPTION:
PRINTINGS	ITEM: AB
NO. DATE FOR NO. DATE FOR	MADE BY: DATE: 10/05/2021
	CHK'D BY: DATE: 10/05/2021
	APP'D BY: DATE: 10/05/2021
JOB NO. 13630	SHEET NO. SS2002
	REV. 0





ONE - STRINGER - SS2003



TYP. PAN TO STRINGER DETAIL

**BILL OF MATERIAL**

MARK	QTY	DESCRIPTION	LENGTH	WEIGHT	MATERIAL GR.	REMARKS
SS2003	1	STRINGER				
SS2003	1	MC12X14.3	11'-9 15/16"	168.23	A36	
ap2017	20	L1-1/4X1-1/4X3/16	0'-10"	24.62	A36	
ap2018	20	L1-1/4X1-1/4X3/16	0'-4"	9.85	A36	
ap2021	1	L1-1/4X1-1/4X3/16	0'-3 7/8"	0.48	A36	
ap2022	2	L1-1/4X1-1/4X3/16	0'-5 3/8"	1.32	A36	
ap2033	2	L3-1/2X3-1/2X5/16	0'-6"	7.15	A36	
ap2034	2	L2X2X3/8	0'-1 1/2"	1.17	A36	
ap2036	1	L1-1/4X1-1/4X3/16	0'-3 7/8"	0.48	A36	
ap2046	1	L1-1/4X1-1/4X3/16	0'-4"	0.49	A36	
ap2047	1	L1-1/4X1-1/4X3/16	0'-4"	0.49	A36	
mp2065	10	PL1/4"X20 1/8"	3'-9"	660.64	A36	
mp2084	1	MC12X14.3	11'-9 15/16"	168.23	A36	
mp2088	1	MC12X14.3	0'-8 7/16"	10.01	A36	
mp2089	1	MC12X14.3	0'-8 7/16"	10.01	A36	
mp2129	1	PL1/4"X8 3/4"	3'-9"	28.79	A36	
mp2131	1	PL1/4"X12 13/16"	3'-9"	41.86	A36	
pp2002	2	PL1/4"X2 1/8"	0'-2 1/4"	0.68	A36	
pp2005	2	PL1/4"X2 1/8"	1'-1 1/2"	4.07	A36	
pp2007	2	PL1/4"X1 7/16"	0'-2 1/8"	0.43	A36	
TOTAL WEIGHT THIS DRAWING				1138.99		

RELEASED FOR FABRICATION

DETAIL ENGINEERING :

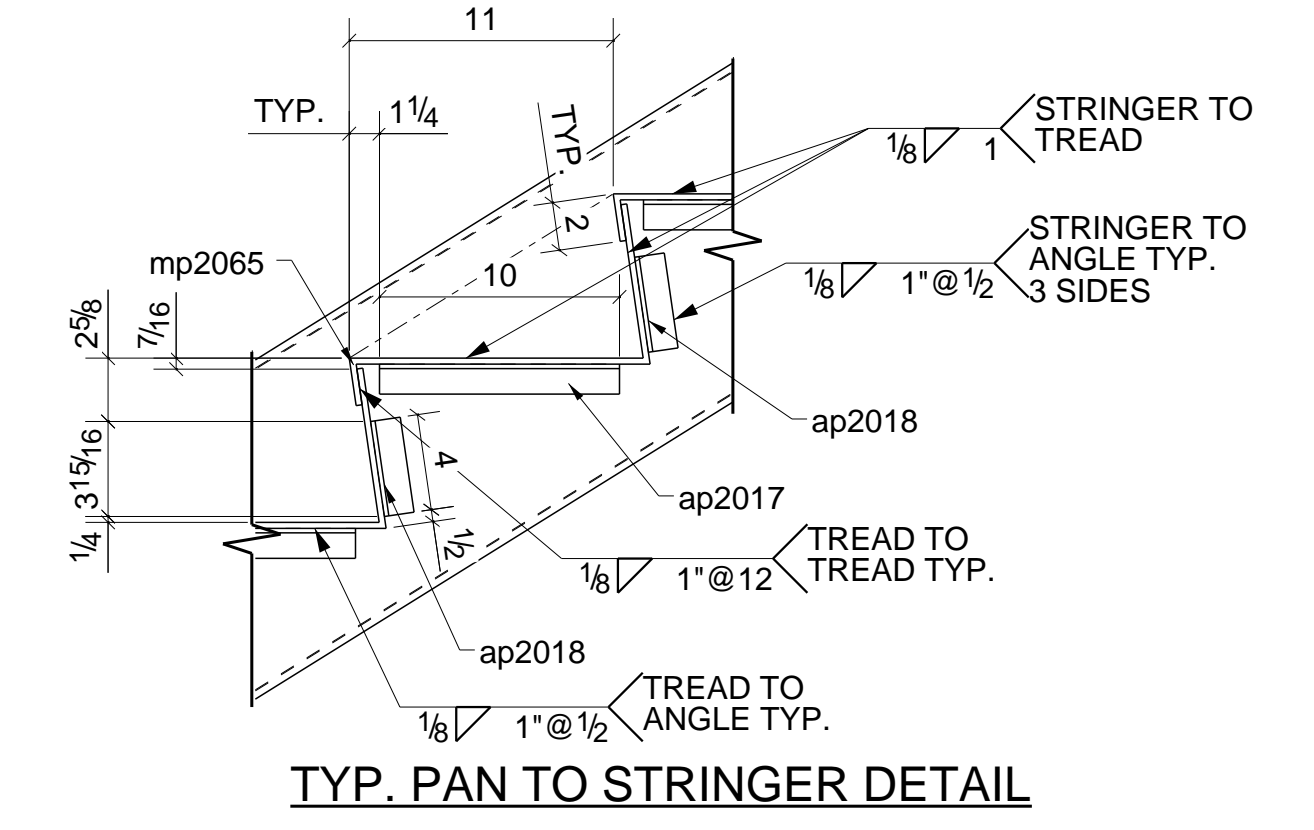

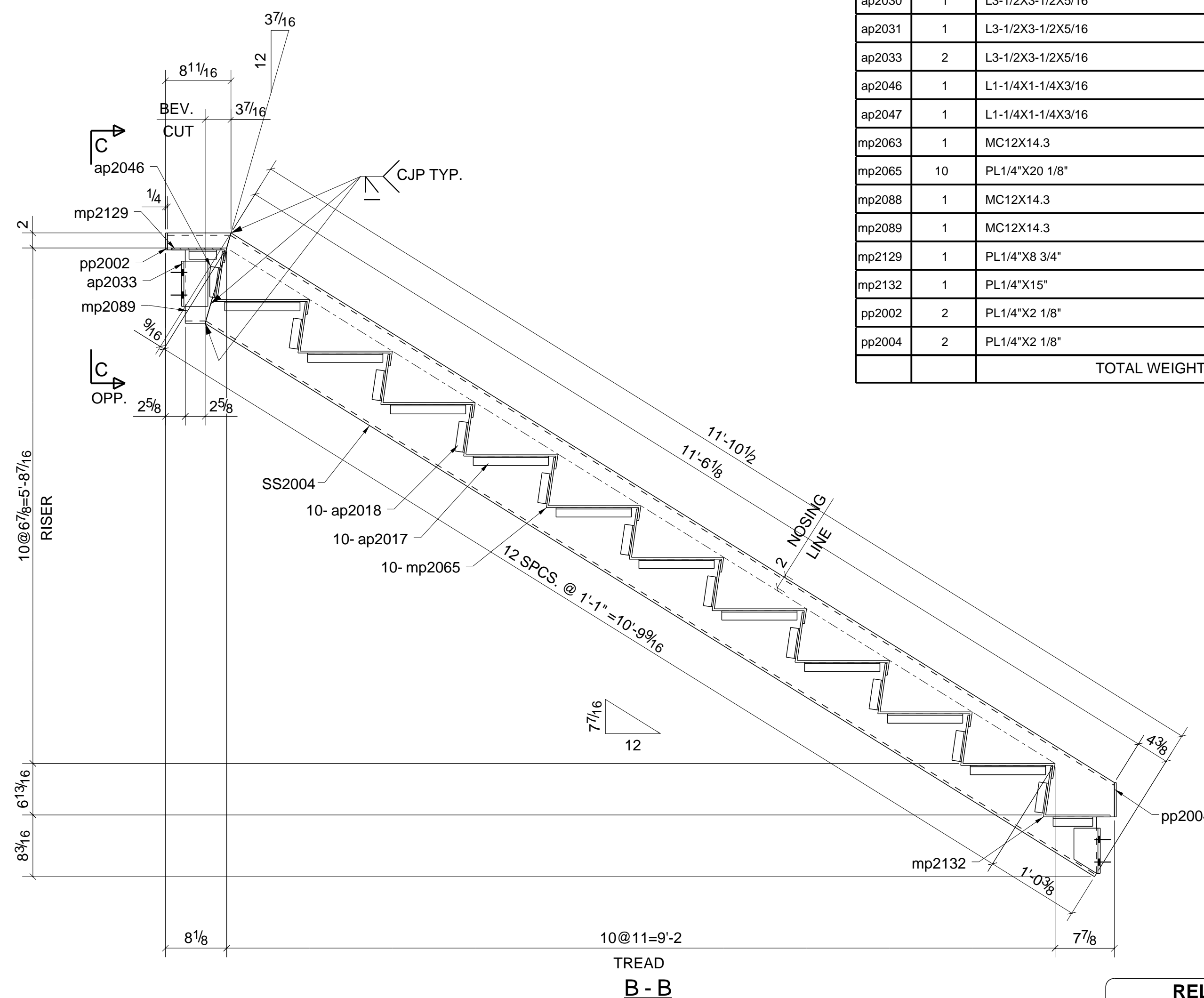
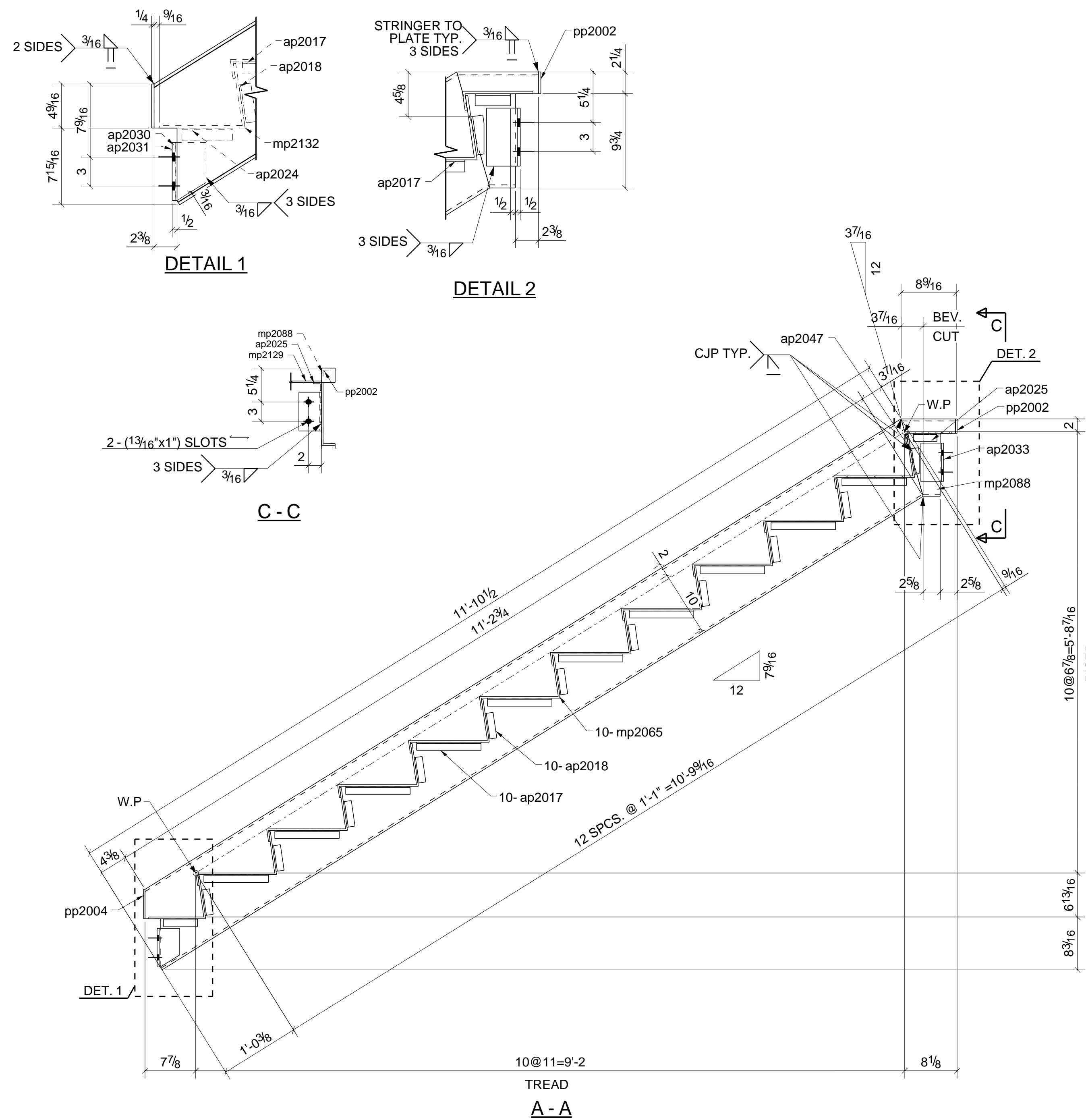
**VEGAZVA** Vegazva Technologies Inc.  
3701 W Algonquin Rd STE 640  
Rolling Meadows, IL 60008 USA

DATE	NO.	REVISION	BY.	CHK.
10/05/2021	0	FOR FABRICATION	AR	SB
09/06/2021	A	FOR APPROVAL	AR	KS

WORK THIS DWG. W/ THE FOLLOWING :  
E2001 - E2007

ALL STEEL ASTM-A36 UNLESS NOTED. Welding Electrodes - E70XX		STRUCTURE:
ALL HOLES UNLESS NOTED 13/16" Ø U.N.O		LOCATION:
SURFACE PREP. SP-3		PURCHASER:
SHOP PAINT. One S/C Gray Primer		PLANS BY:
ERECTION BY: JESCO		DESCRIPTION:
PRINTINGS		MADE BY: DATE: 10/05/2021
NO. DATE FOR NO. DATE FOR		CHK'D BY: DATE: 10/05/2021
		APP'D BY: DATE: 10/05/2021
JOB NO. 13630		SHEET NO. SS2003
		REV. 0

QTY.	SIZE	GRADE	LENGTH	TYPE	WEIGHT
4	3/4"	A325N	1 3/4"	Site	1.11



**ONE - STRINGER - SS2004**

**BILL OF MATERIAL**

MARK	QTY	DESCRIPTION	LENGTH	WEIGHT	MATERIAL GR.	REMARKS
SS2004	1	STRINGER				
SS2004	1	MC12X14.3	11'-10 1/2"	168.93	A36	
ap2017	20	L1-1/4X1-1/4X3/16	0'-10"	24.62	A36	
ap2018	20	L1-1/4X1-1/4X3/16	0'-4"	9.85	A36	
ap2024	2	L1-1/4X1-1/4X3/16	0'-5 1/4"	1.30	A36	
ap2025	2	L1-1/4X1-1/4X3/16	0'-3 11/16"	0.90	A36	
ap2030	1	L3-1/2X3-1/2X5/16	0'-6"	3.57	A36	
ap2031	1	L3-1/2X3-1/2X5/16	0'-6"	3.57	A36	
ap2033	2	L3-1/2X3-1/2X5/16	0'-6"	7.15	A36	
ap2046	1	L1-1/4X1-1/4X3/16	0'-4"	0.49	A36	
ap2047	1	L1-1/4X1-1/4X3/16	0'-4"	0.49	A36	
mp2063	1	MC12X14.3	11'-10 1/2"	168.93	A36	
mp2065	10	PL1/4"X20 1/8"	3'-9"	660.64	A36	
mp2088	1	MC12X14.3	0'-8 7/16"	10.01	A36	
mp2089	1	MC12X14.3	0'-8 7/16"	10.01	A36	
mp2129	1	PL1/4"X8 3/4"	3'-9"	28.79	A36	
mp2132	1	PL1/4"X15"	3'-9"	48.83	A36	
pp2002	2	PL1/4"X2 1/8"	0'-2 1/4"	0.68	A36	
pp2004	2	PL1/4"X2 1/8"	0'-4 9/16"	1.37	A36	
TOTAL WEIGHT THIS DRAWING				1150.14		

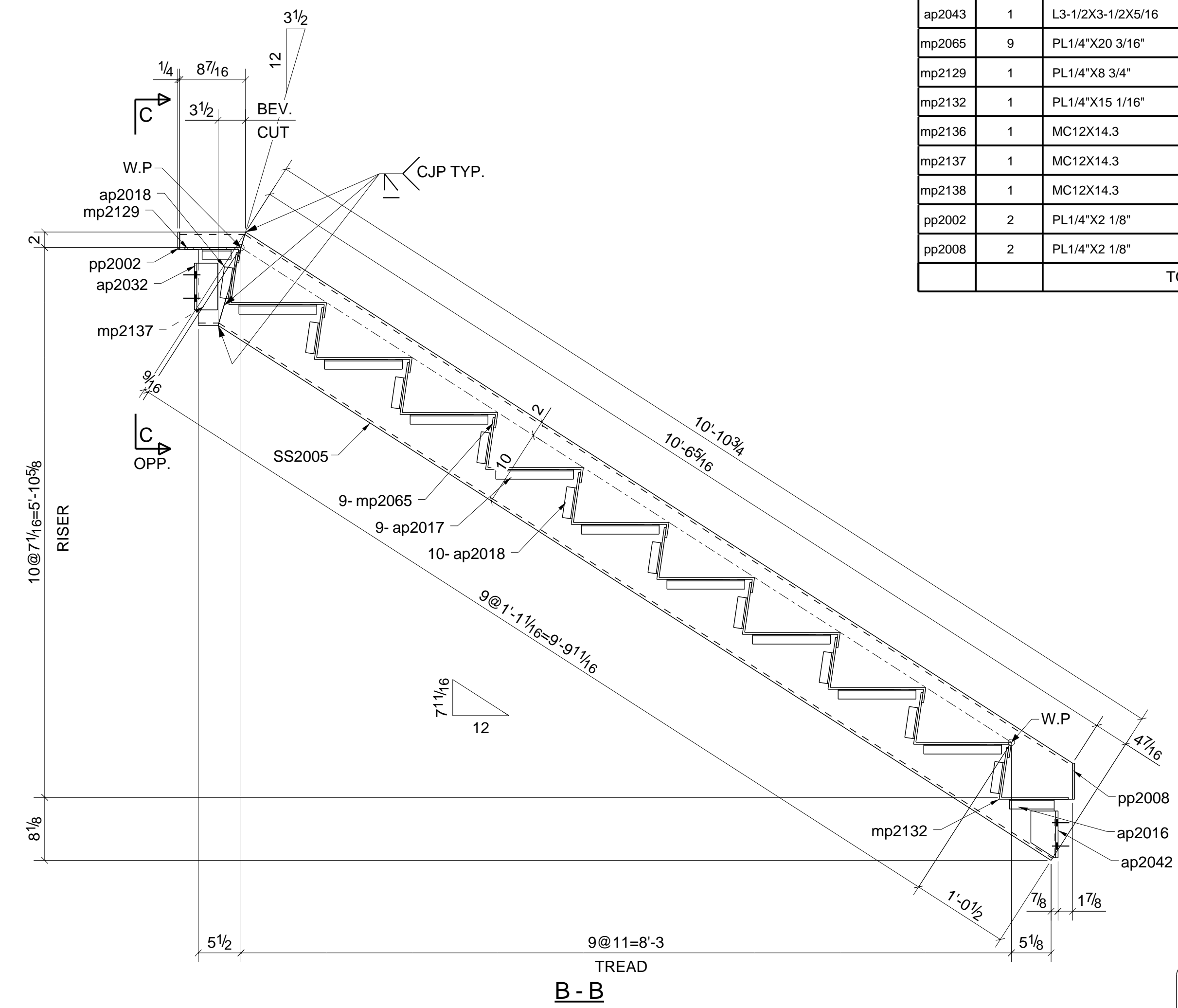
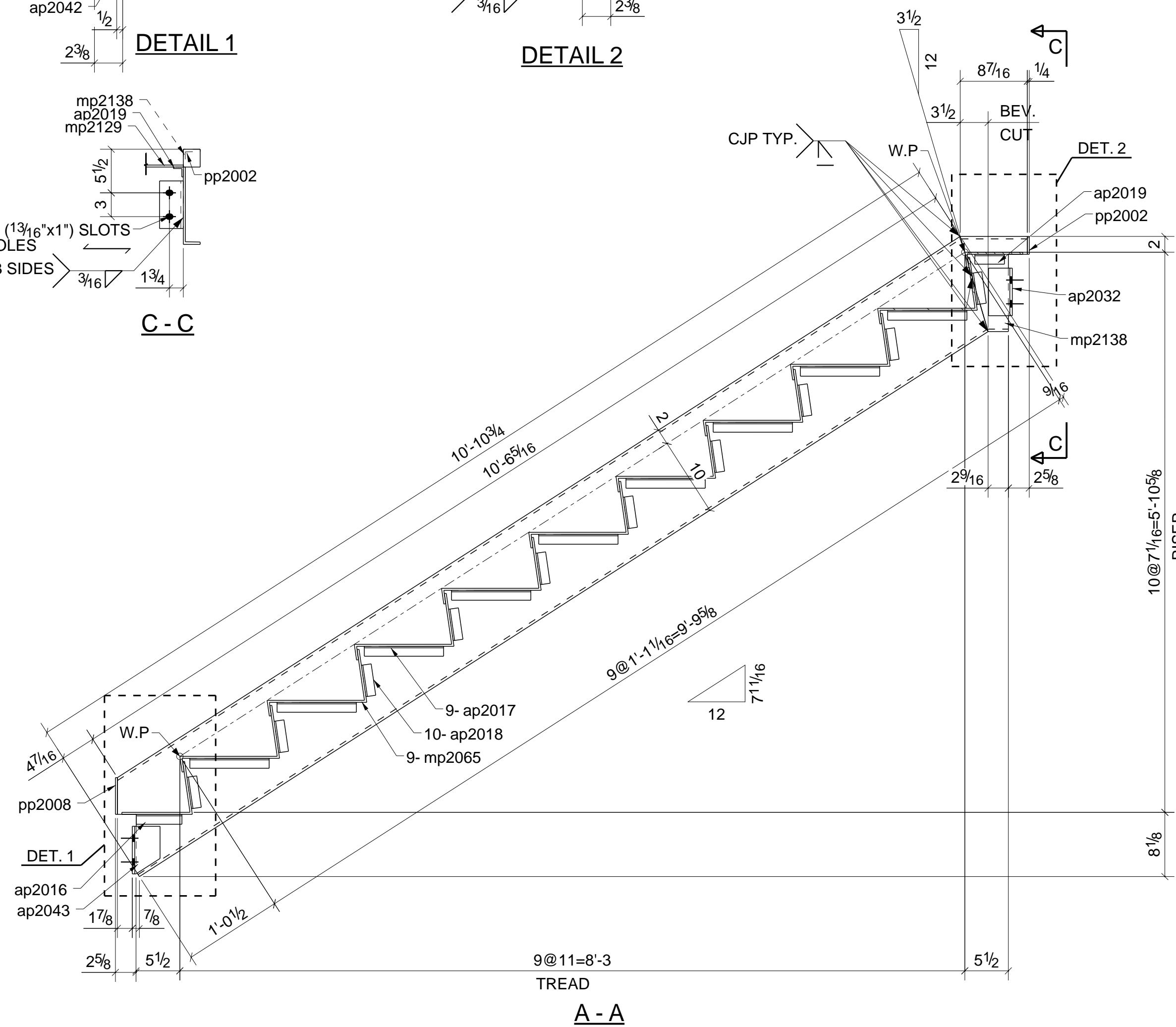
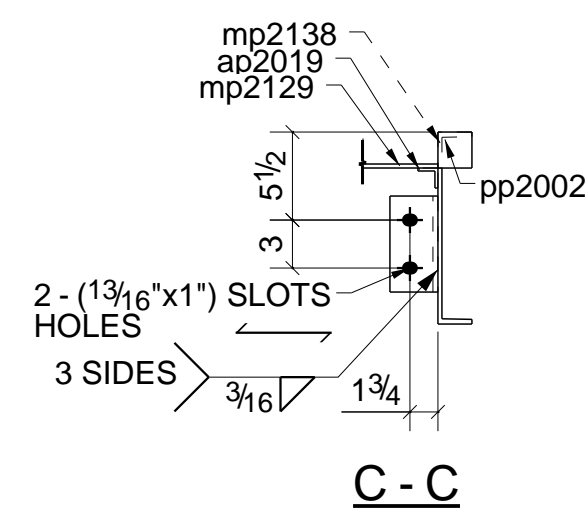
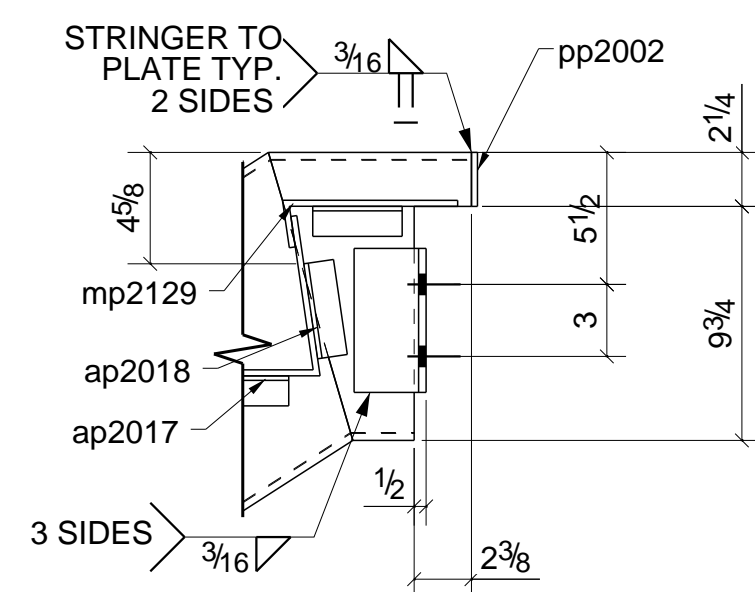
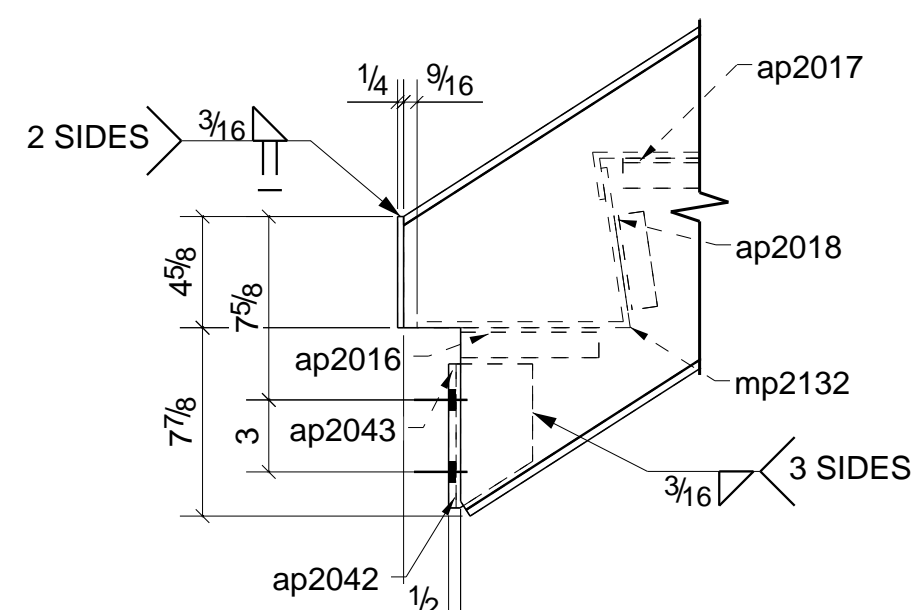
RELEASED FOR FABRICATION

DETAIL ENGINEERING :					
<b>VEGAZVA</b>			Vegazva Technologies Inc. 3701 W Algonquin Rd STE 640 Rolling Meadows, IL 60008 USA		
DATE	NO.	REVISION	BY.	CHK.	
10/05/2021	0	FOR FABRICATION	AR	SB	
09/06/2021	A	FOR APPROVAL	AR	KS	

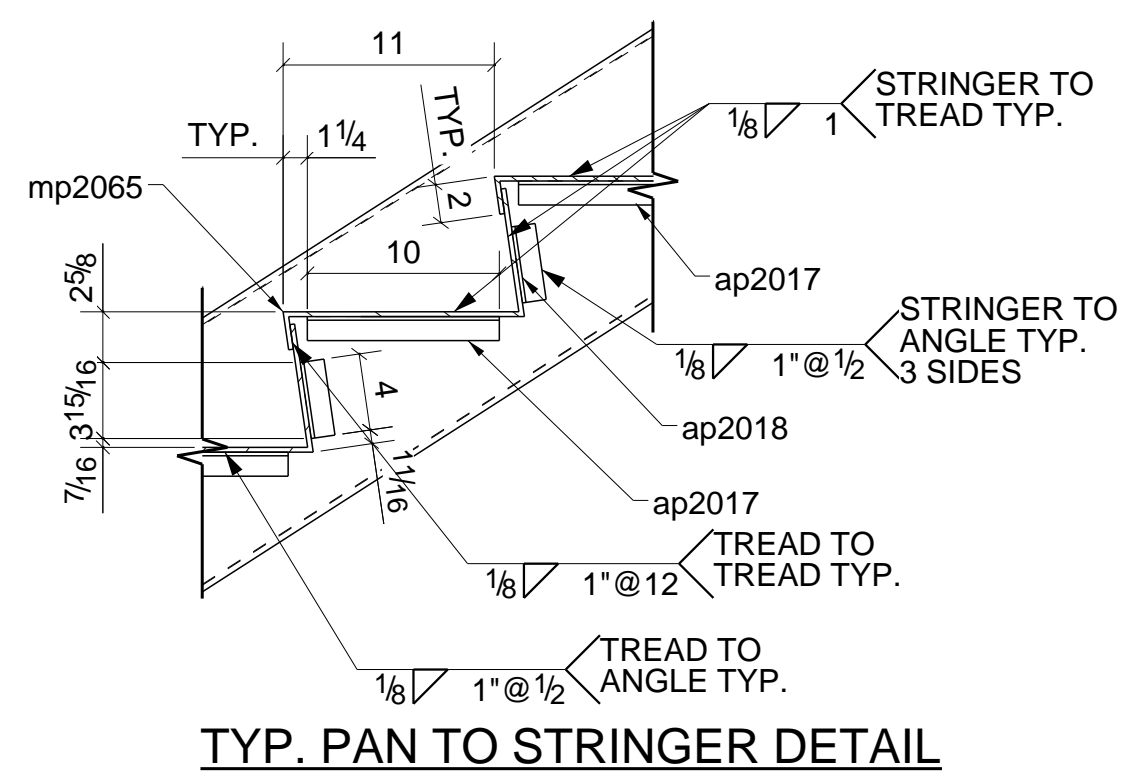
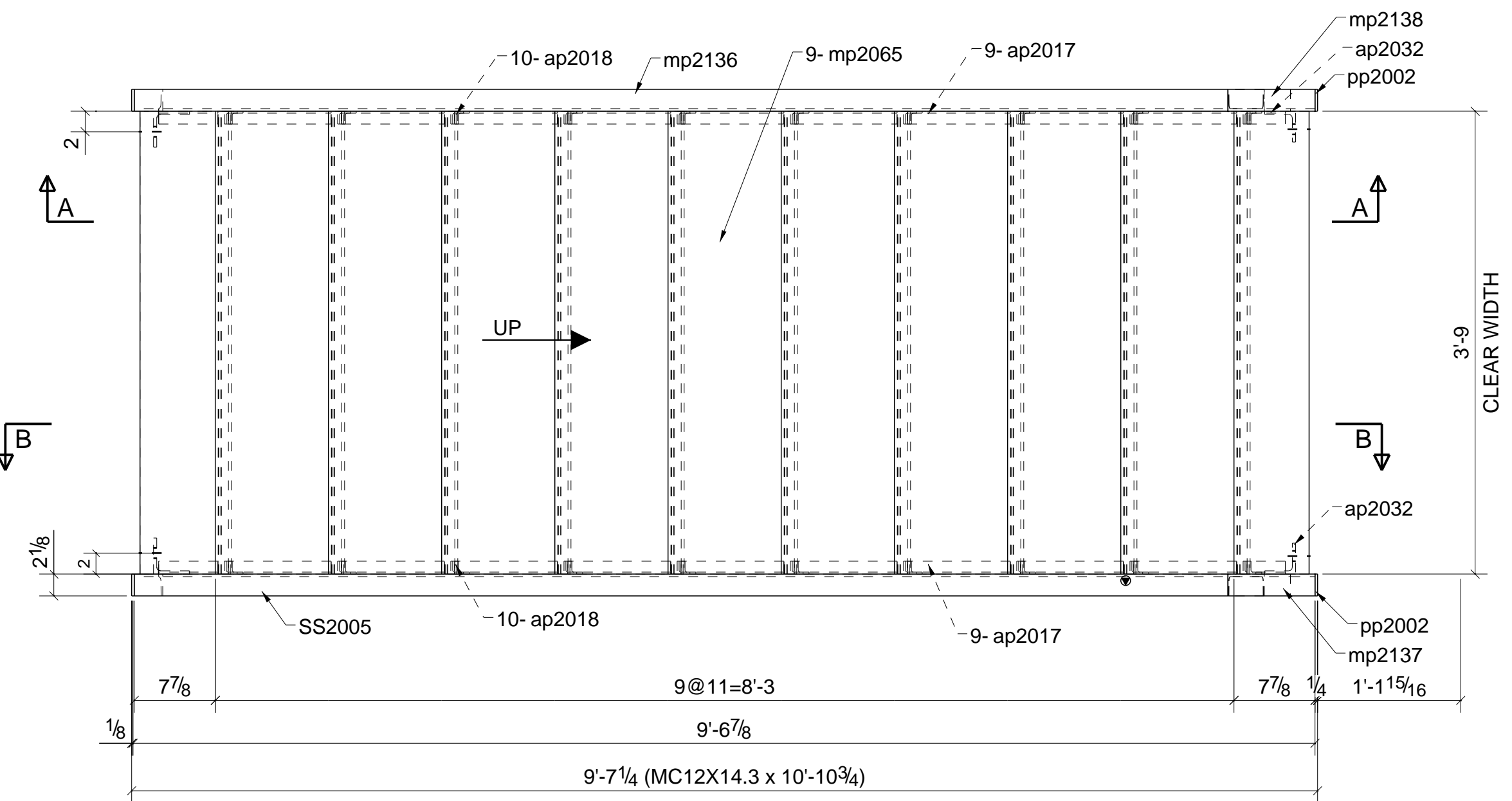
WORK THIS DWG. W/ THE FOLLOWING : E2001 - E2007	ALL STEEL ASTM-A36 UNLESS NOTED. Welding Electrodes - E70XX		STRUCTURE:
	ALL HOLES UNLESS NOTED 13/16" Ø U.N.O		LOCATION:
	SURFACE PREP. SP-3		PURCHASER:
	SHOP PAINT. One S/C Gray Primer		PLANS BY:
	ERECTION BY: JESCO		DESCRIPTION: _____ ITEM: AB
	PRINTINGS		MADE BY: _____ DATE: 10/05/2021
	NO. DATE FOR NO. DATE FOR		CHK'D BY: _____ DATE: 10/05/2021
		APP'D BY: _____ DATE: 10/05/2021	
		JOB NO. 13630	
		SHEET NO. SS2004	
		REV. 0	

QTY.	SIZE	GRADE	LENGTH	TYPE	WEIGHT
8	3/4"	A325N	1 3/4"	Site	2.21





RELEASED FOR FABRICATION



ONE - STRINGER - SS2005

BILL OF MATERIAL

MARK	QTY	DESCRIPTION	LENGTH	WEIGHT	MATERIAL GR.	REMARKS
SS2005	1	STRINGER				
SS2005	1	MC12X14.3	10'-10 3/4"	154.96	A36	
ap2016	2	L1-1/4X1-1/4X3/16	0'-5 3/4"	1.42	A36	
ap2017	18	L1-1/4X1-1/4X3/16	0'-10"	22.16	A36	
ap2018	20	L1-1/4X1-1/4X3/16	0'-4"	9.85	A36	
ap2019	2	L1-1/4X1-1/4X3/16	0'-3 3/4"	0.92	A36	
ap2032	2	L3X3X5/16	0'-6"	6.06	A36	
ap2042	1	L3-1/2X3-1/2X5/16	0'-6"	3.57	A36	
ap2043	1	L3-1/2X3-1/2X5/16	0'-6"	3.57	A36	
mp2065	9	PL1/4\"X20 3/16"	3'-9"	595.47	A36	
mp2129	1	PL1/4\"X8 3/4"	3'-9"	28.75	A36	
mp2132	1	PL1/4\"X15 1/16"	3'-9"	48.94	A36	
mp2136	1	MC12X14.3	10'-10 3/4"	154.96	A36	
mp2137	1	MC12X14.3	0'-8 7/16"	10.03	A36	
mp2138	1	MC12X14.3	0'-8 7/16"	10.03	A36	
pp2002	2	PL1/4\"X2 1/8"	0'-2 1/4"	0.68	A36	
pp2008	2	PL1/4\"X2 1/8"	0'-4 5/8"	1.40	A36	
TOTAL WEIGHT THIS DRAWING				1052.77		

DETAIL ENGINEERING :

**VEGAZVA** Vegazva Technologies Inc.  
3701 W Algonquin Rd STE 640  
Rolling Meadows, IL 60008 USA

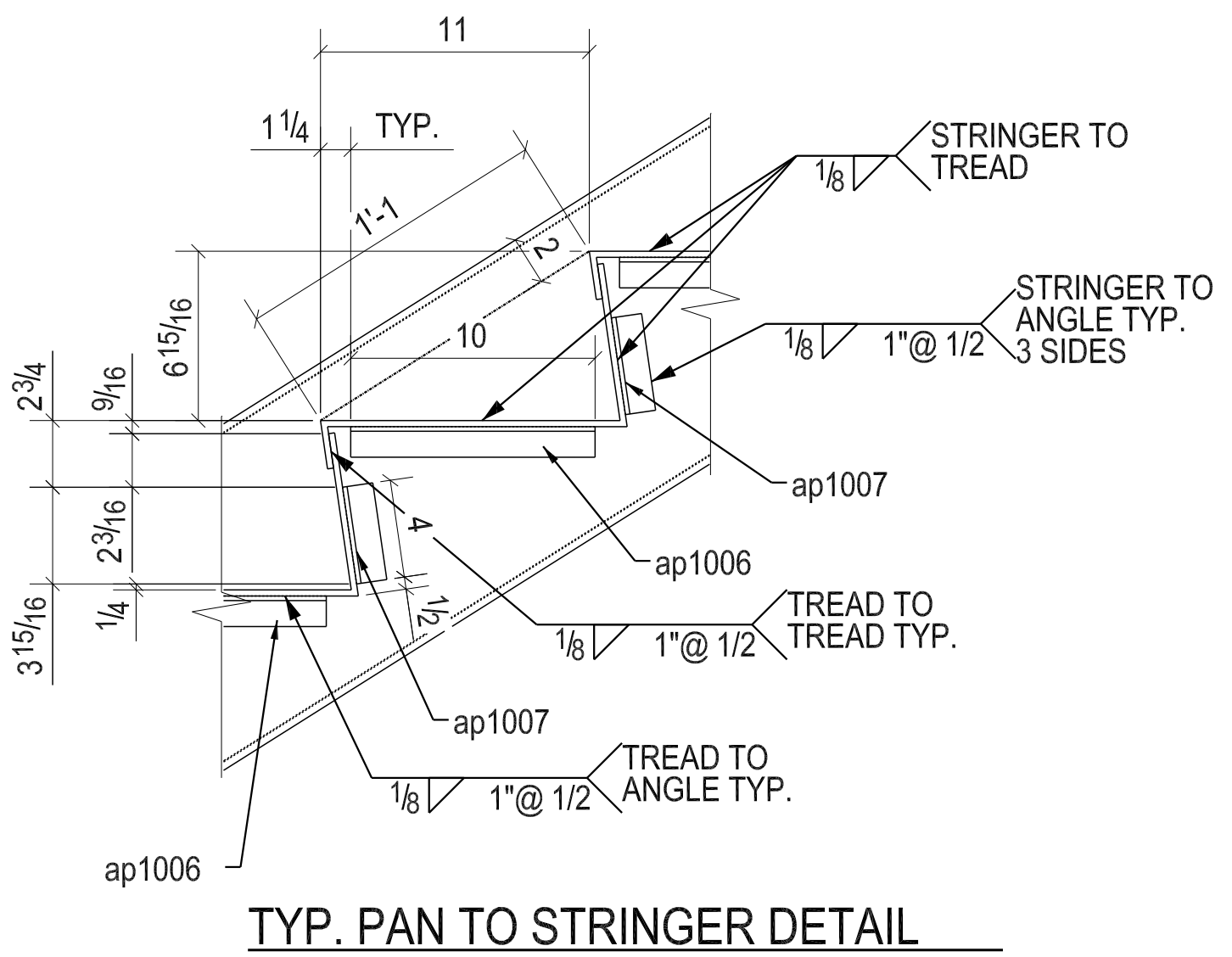
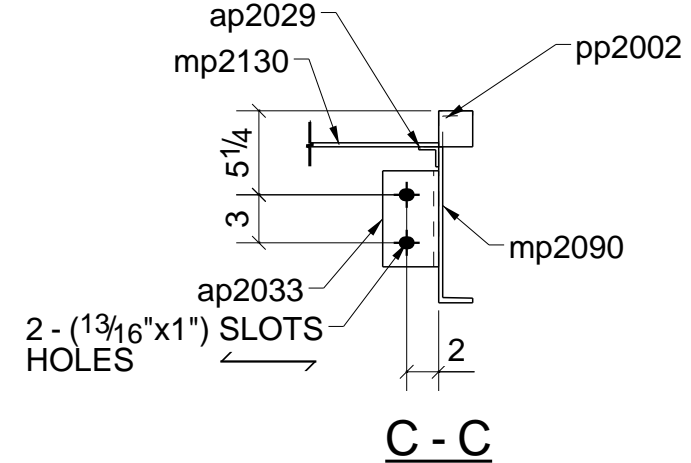
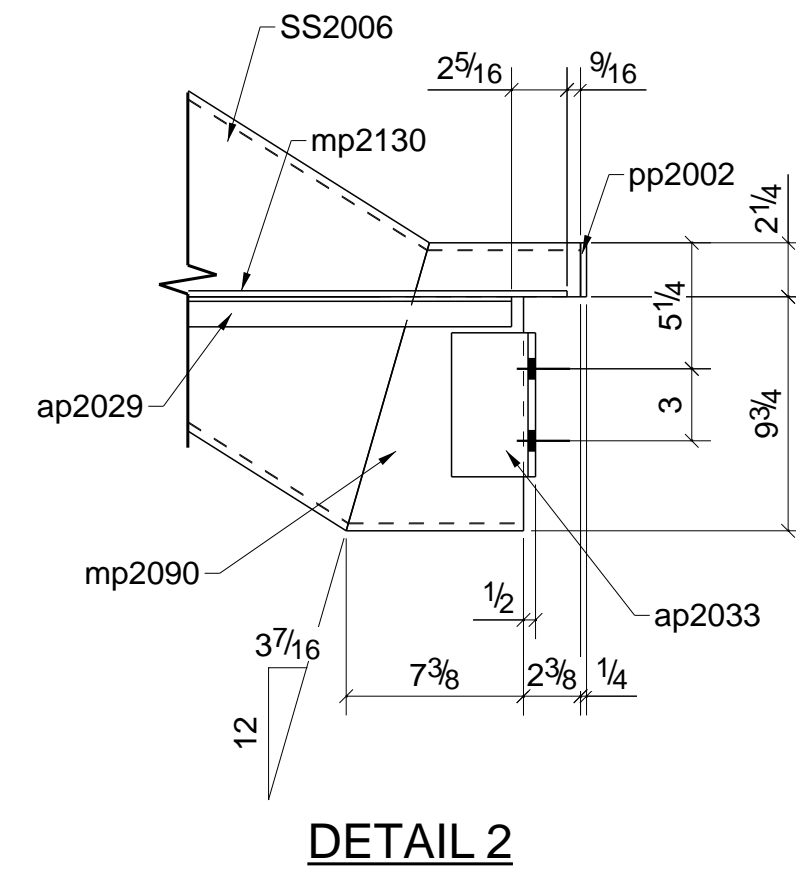
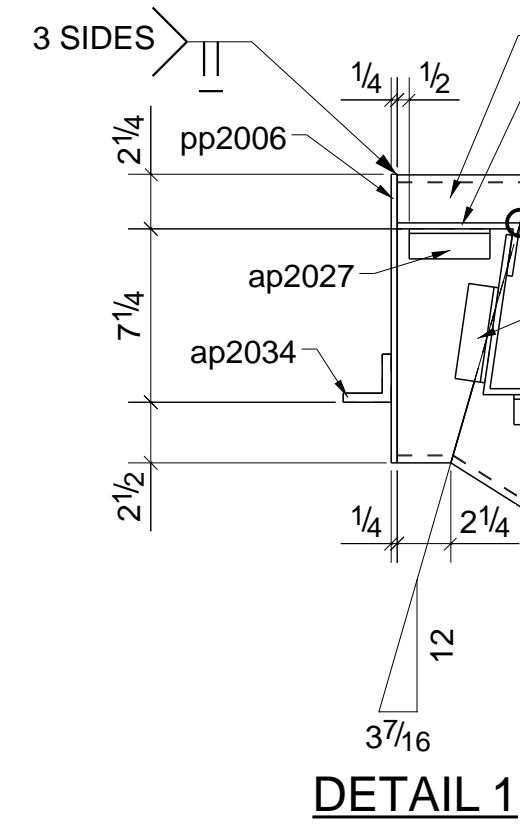
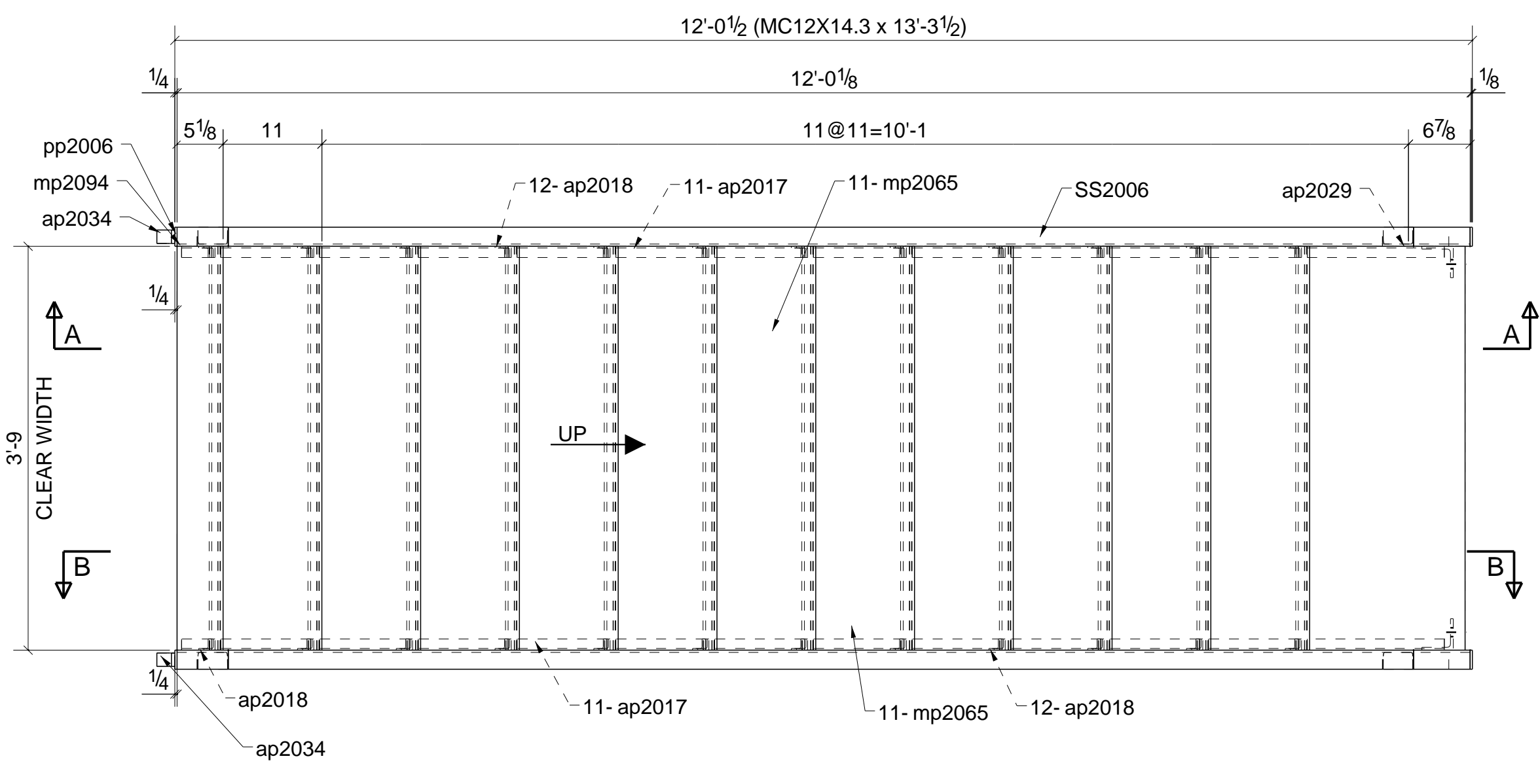
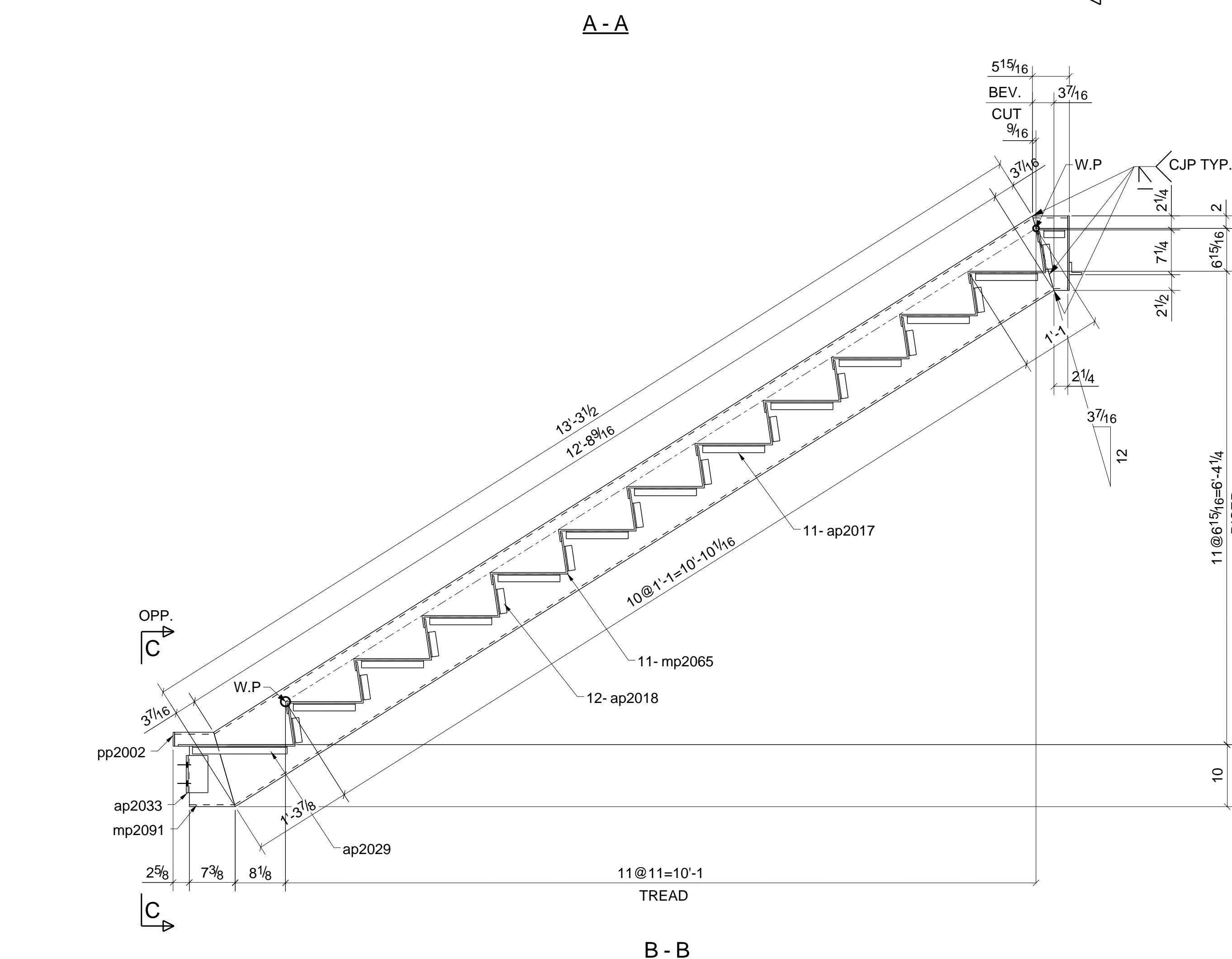
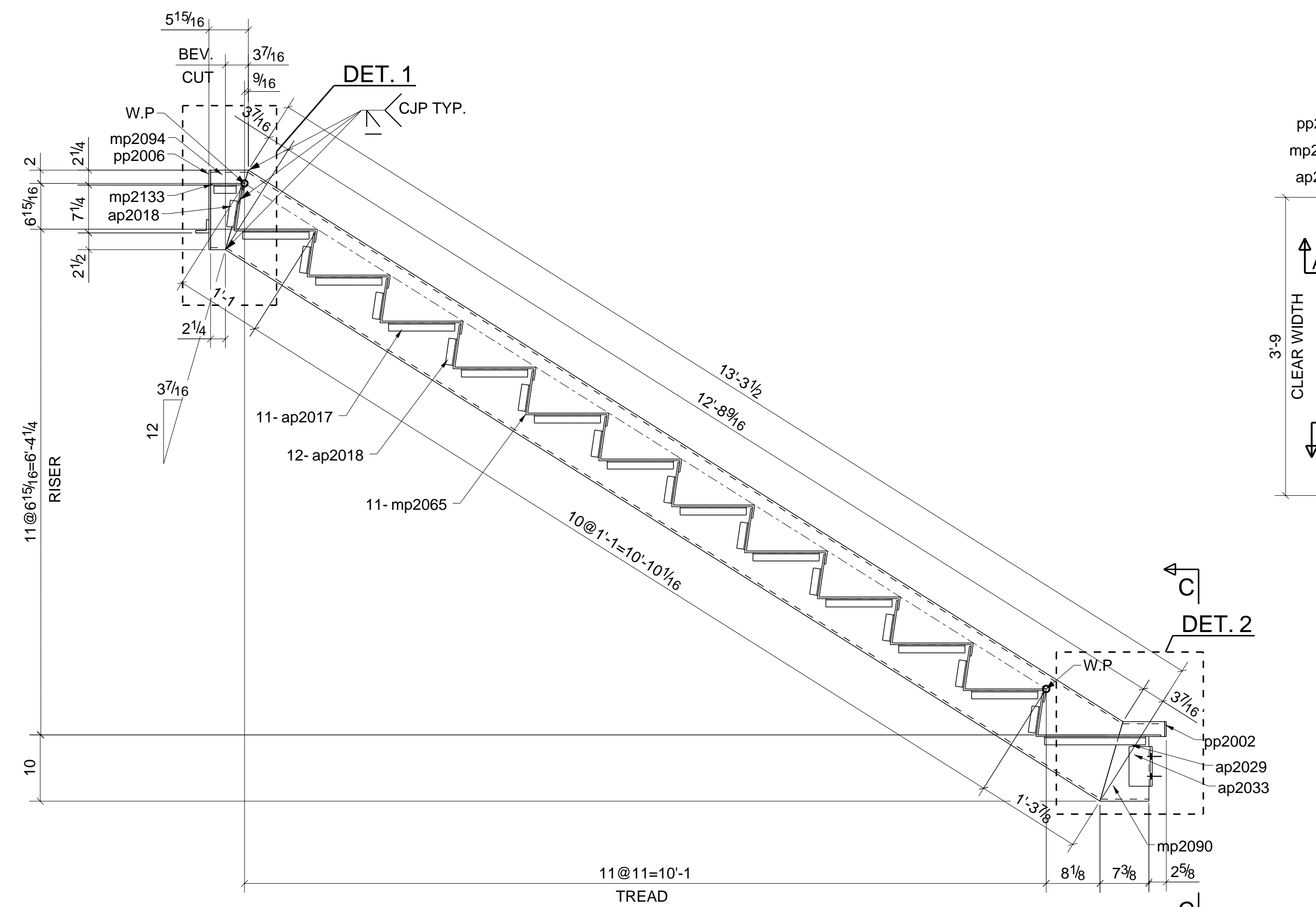
DATE	NO.	REVISION	BY.	CHK.
10/05/2021	0	FOR FABRICATION	AR	SB
09/06/2021	A	FOR APPROVAL	AR	KS

WORK THIS DWG. W/ THE FOLLOWING :  
E2001 - E2007

ALL STEEL ASTM-A36 UNLESS NOTED. Welding Electrodes - E70XX	STRUCTURE:
ALL HOLES UNLESS NOTED 13/16" Ø U.N.O	LOCATION:
SURFACE PREP. SP-3	PURCHASER:
SHOP PAINT. One S/C Gray Primer	PLANS BY:
ERECTION BY: JESCO	DESCRIPTION: _____ ITEM: AB
PRINTINGS	MADE BY: _____ DATE: 10/05/2021
NO. DATE FOR NO. DATE FOR	CHK'D BY: _____ DATE: 10/05/2021
	APP'D BY: _____ DATE: 10/05/2021
JOB NO. 13630	SHEET NO. SS2005
	REV. 0

QTY.	SIZE	GRADE	LENGTH	TYPE	WEIGHT
8	3/4"	A325N	1 3/4"	Site	2.21

Terra Structures



**ONE - STRINGER - SS2006**

**BILL OF MATERIAL**

MARK	QTY	DESCRIPTION	LENGTH	WEIGHT	MATERIAL GR.	REMARKS
SS2006	1	STRINGER	13'-3 1/2"	189.09	A36	
ap2017	22	L1-1/4X1-1/4X3/16	0'-10"	27.08	A36	
ap2018	24	L1-1/4X1-1/4X3/16	0'-4"	11.82	A36	
ap2027	2	L1-1/4X1-1/4X3/16	0'-3 3/8"	0.83	A36	
ap2029	2	L1-1/4X1-1/4X3/16	1'-3 1/4"	3.76	A36	
ap2033	2	L3-1/2X3-1/2X5/16	0'-6"	7.15	A36	
ap2034	2	L2X2X3/8	0'-1 1/2"	1.17	A36	
mp2065	11	PL1/4"X20 1/8"	3'-9"	727.13	A36	
mp2086	1	MC12X14.3	13'-3 1/2"	189.09	A36	
mp2090	1	MC12X14.3	0'-9 3/4"	11.57	A36	
mp2091	1	MC12X14.3	0'-9 3/4"	11.57	A36	
mp2094	1	MC12X14.3	0'-5 11/16"	6.76	A36	
mp2095	1	MC12X14.3	0'-5 11/16"	6.76	A36	
mp2130	1	PL1/4"X25 1/16"	3'-9"	80.78	A36	
mp2133	1	PL1/4"X6 13/16"	3'-9"	22.60	A36	
pp2002	2	PL1/4"X2 1/8"	0'-2 1/4"	0.68	A36	
pp2006	2	PL1/4"X2 1/8"	1'-0"	3.62	A36	
TOTAL WEIGHT THIS DRAWING				1301.46		

**RELEASED FOR FABRICATION**

DETAIL ENGINEERING :

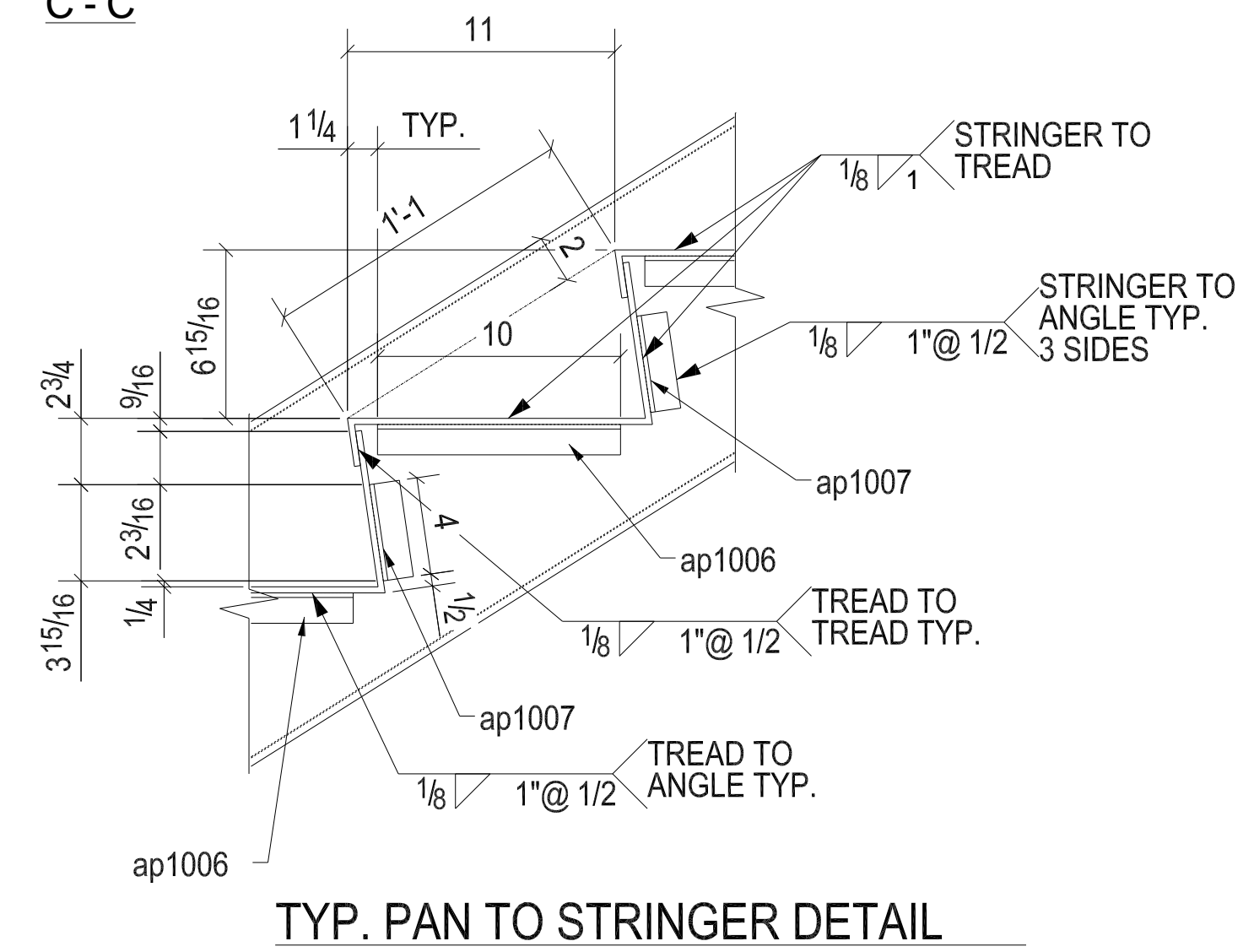
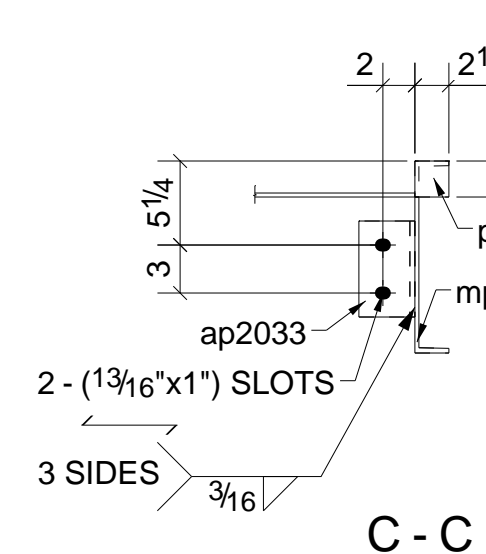
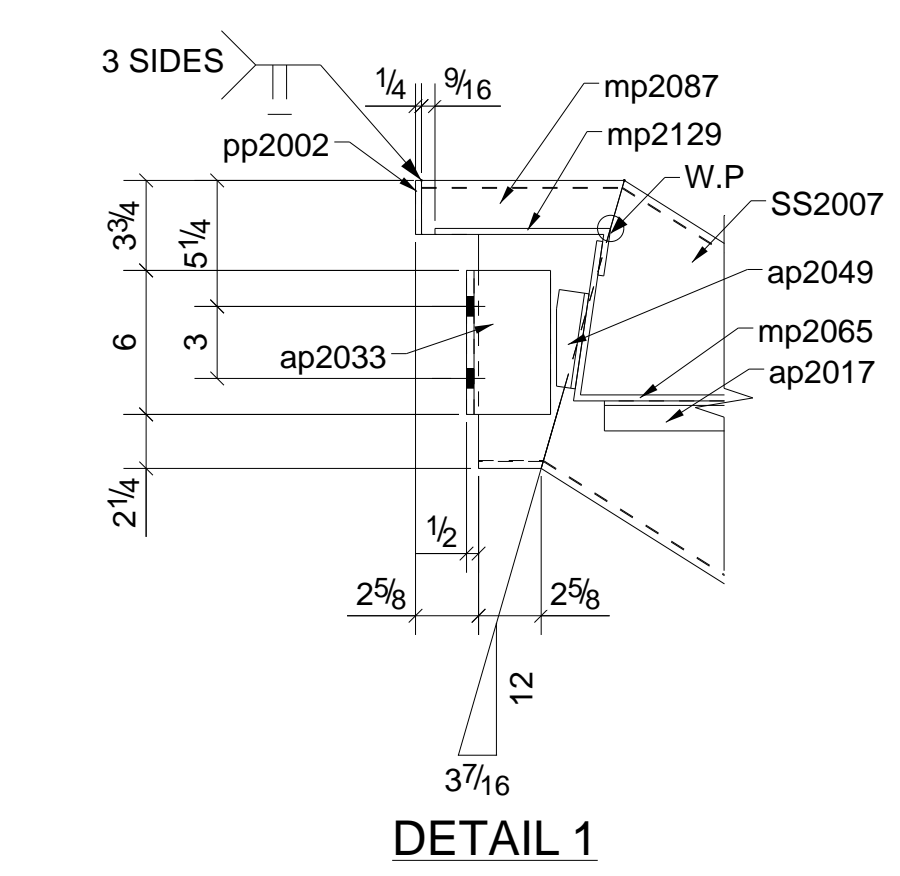
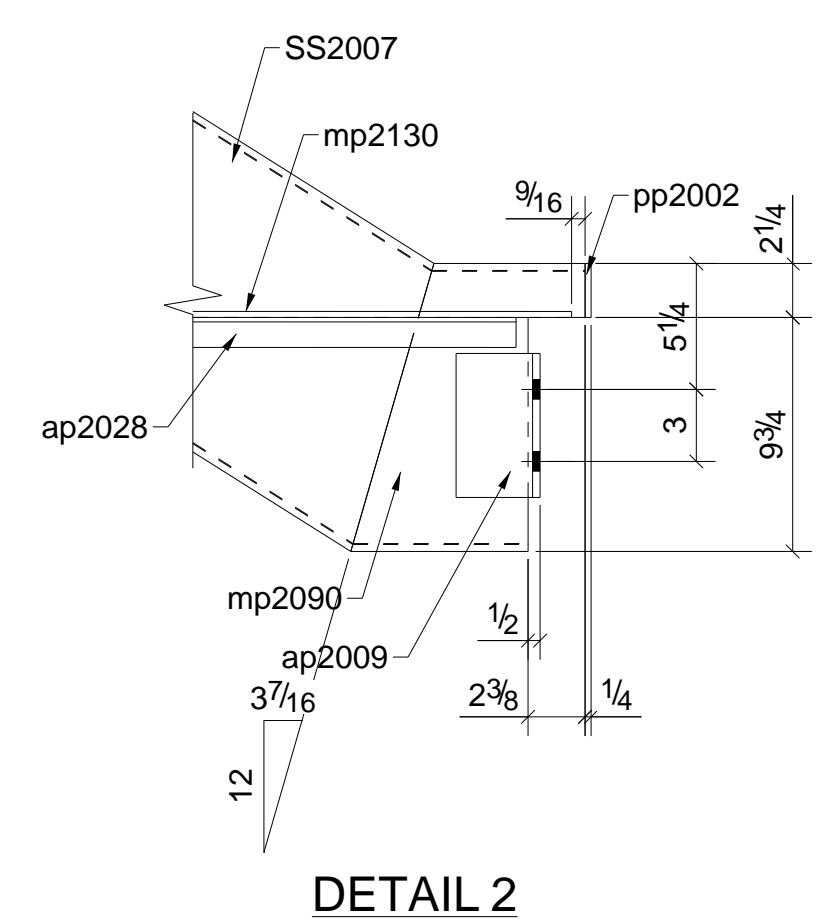
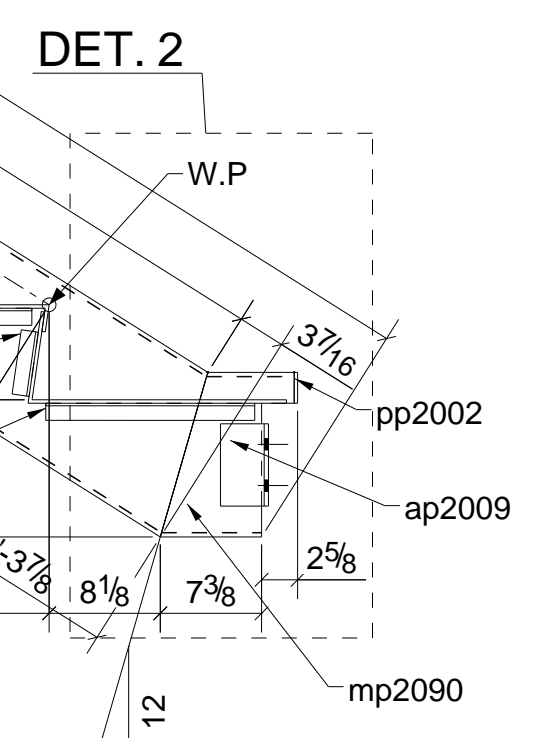
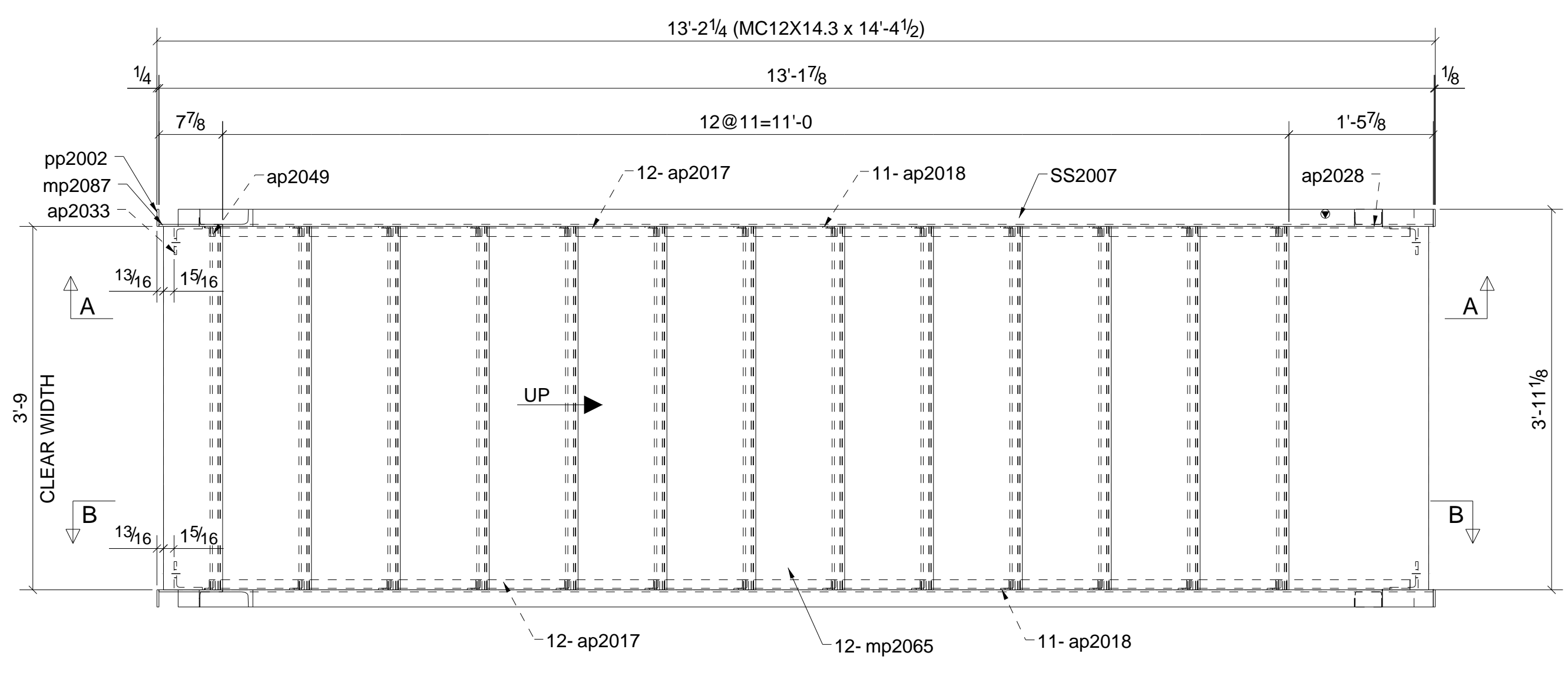
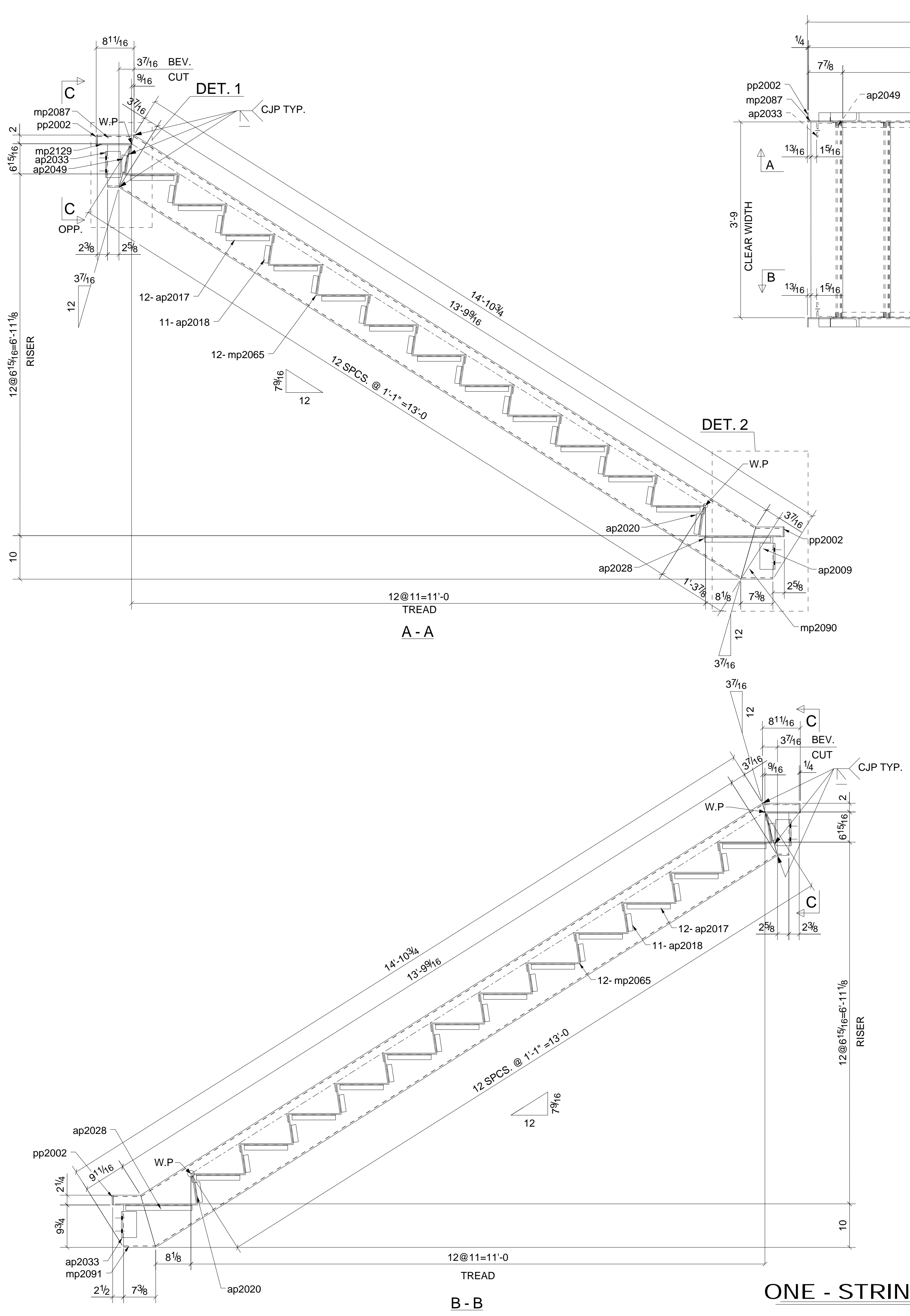
**VEGAZVA** Vegazva Technologies Inc.  
3701 W Algonquin Rd STE 640  
Rolling Meadows, IL 60008 USA

DATE	NO.	REVISION	BY.	CHK.
10/05/2021	0	FOR FABRICATION	AR	SB
09/06/2021	A	FOR APPROVAL	AR	KS

WORK THIS DWG. W/ THE FOLLOWING :  
E2001 - E2007

ALL STEEL ASTM-A36 UNLESS NOTED. Welding Electrodes - E70XX	STRUCTURE:
ALL HOLES UNLESS NOTED 13/16" Ø U.N.O	LOCATION:
SURFACE PREP. SP-3	PURCHASER:
SHOP PAINT. One S/C Gray Primer	PLANS BY:
ERECTION BY: JESCO	DESCRIPTION:
PRINTINGS	ITEM: AB
NO. DATE FOR NO. DATE FOR	MADE BY: DATE: 10/05/2021
	CHK'D BY: DATE: 10/05/2021
	APP'D BY: DATE: 10/05/2021
JOB NO. 13630	SHEET NO. SS2006
	REV. 0

QTY.	SIZE	GRADE	LENGTH	TYPE	WEIGHT
4	3/4"	A325N	1 3/4"	Site	1.11



ONE - STRINGER - SS2007

**BILL OF MATERIAL**

MARK	QTY	DESCRIPTION	LENGTH	WEIGHT	MATERIAL GR.	REMARKS
SS2007	1	STRINGER				
SS2007	1	MC12X14.3	14'-4 1/2"	204.47	A36	
ap2009	1	L3-1/2X3-1/2X5/16	0'-6"	3.57	A36	
ap2017	24	L1-1/4X1-1/4X3/16	0'-10"	29.54	A36	
ap2018	22	L1-1/4X1-1/4X3/16	0'-4"	10.83	A36	
ap2020	2	L1-1/4X1-1/4X3/16	0'-4 3/4"	1.16	A36	
ap2028	2	L1-1/4X1-1/4X3/16	1'-3 1/4"	3.75	A36	
ap2033	3	L3-1/2X3-1/2X5/16	0'-6"	10.72	A36	
ap2048	1	L1-1/4X1-1/4X3/16	0'-4"	0.49	A36	
ap2049	1	L1-1/4X1-1/4X3/16	0'-4"	0.49	A36	
mp2065	12	PL 1/4"X20 1/8"	3'-9"	793.24	A36	
mp2069	1	MC12X14.3	14'-4 1/2"	204.47	A36	
mp2087	1	MC12X14.3	0'-8 7/16"	10.02	A36	
mp2088	1	MC12X14.3	0'-8 7/16"	10.02	A36	
mp2090	1	MC12X14.3	0'-9 3/4"	11.57	A36	
mp2091	1	MC12X14.3	0'-9 3/4"	11.57	A36	
mp2129	1	PL 1/4"X8 3/4"	3'-9"	28.81	A36	
mp2130	1	PL 1/4"X25"	3'-9"	80.73	A36	
pp2002	4	PL 1/4"X2 1/8"	0'-2 1/4"	1.36	A36	
TOTAL WEIGHT THIS DRAWING				1416.82		

RELEASED FOR FABRICATION

DETAIL ENGINEERING :

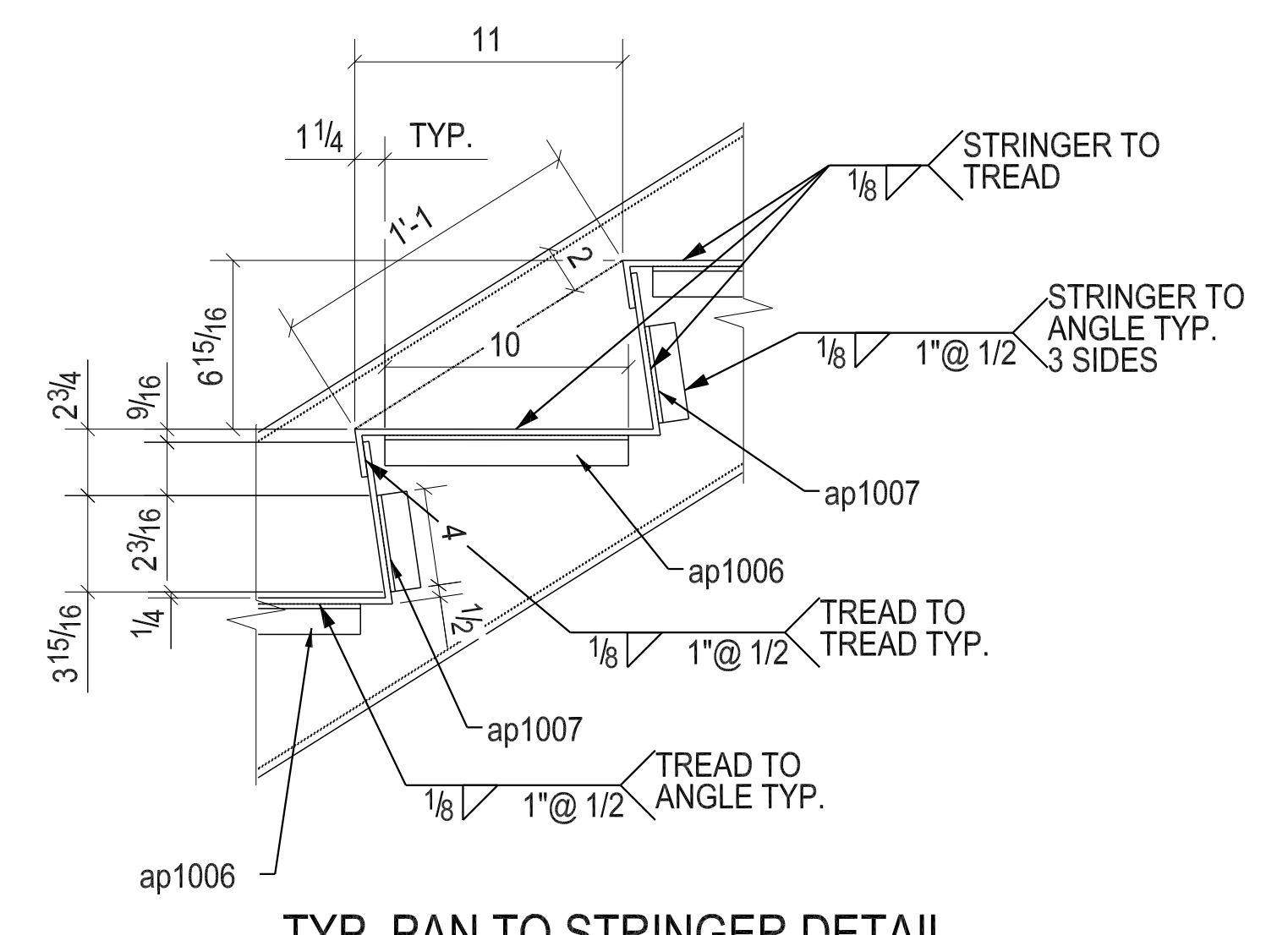
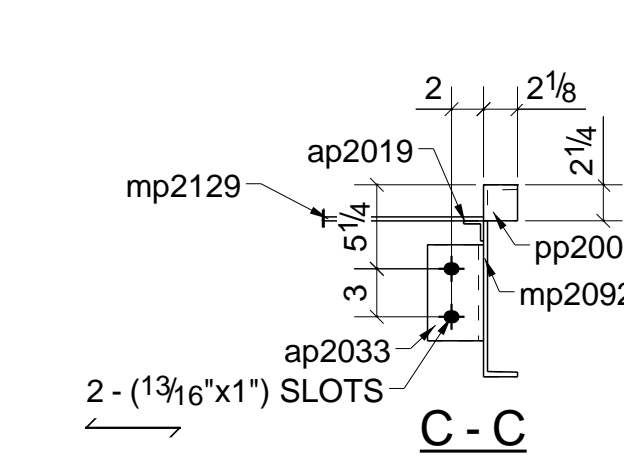
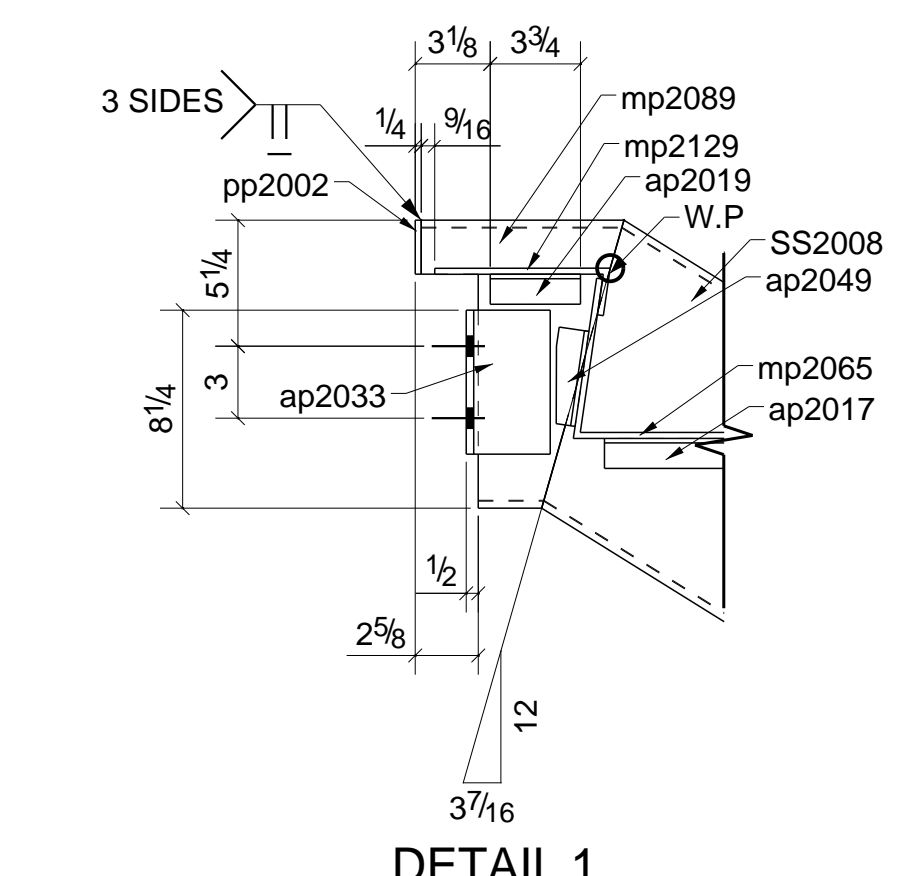
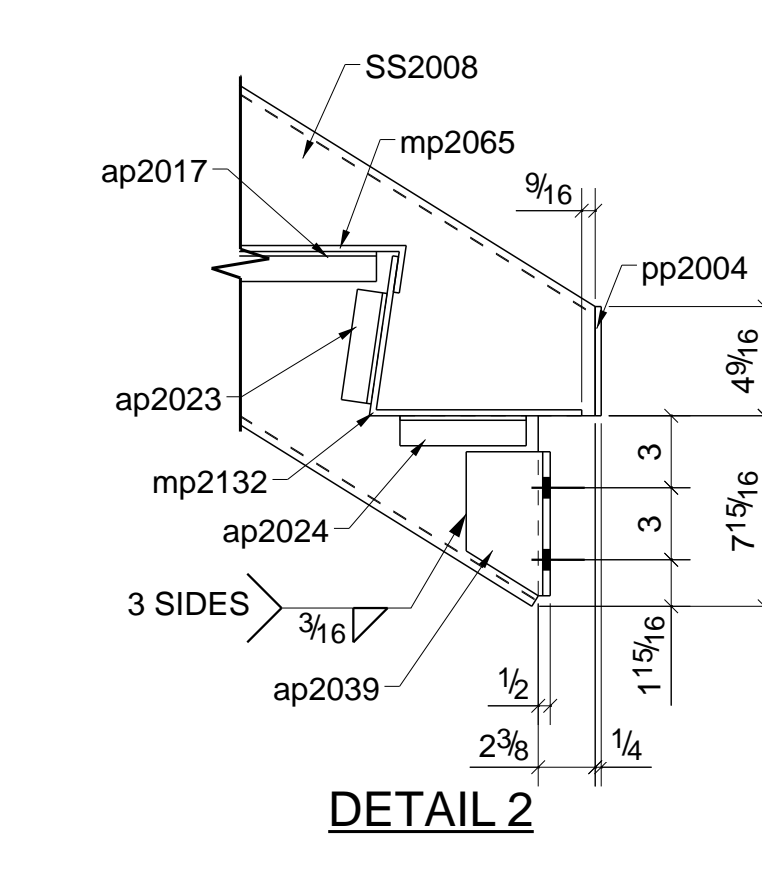
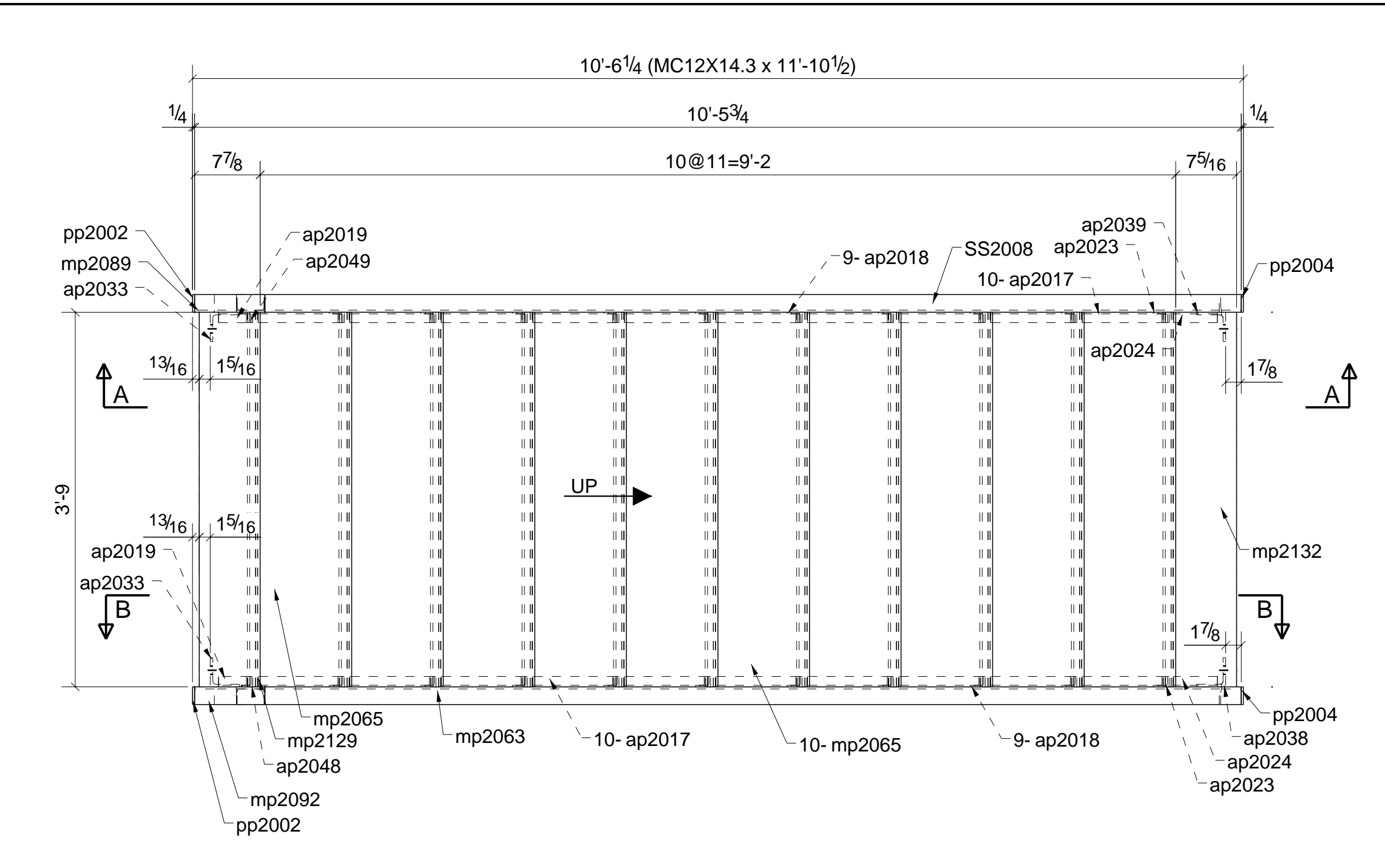
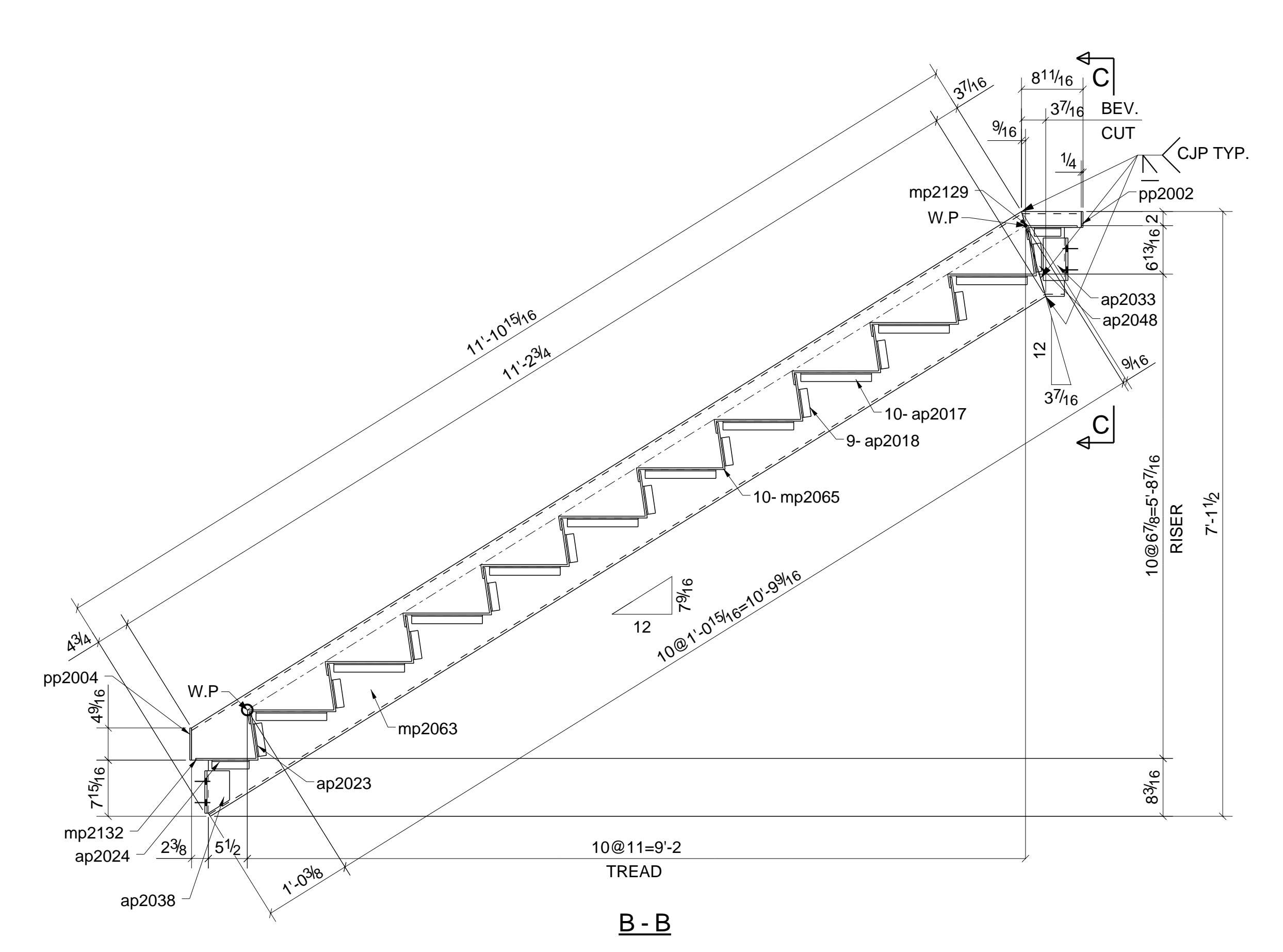
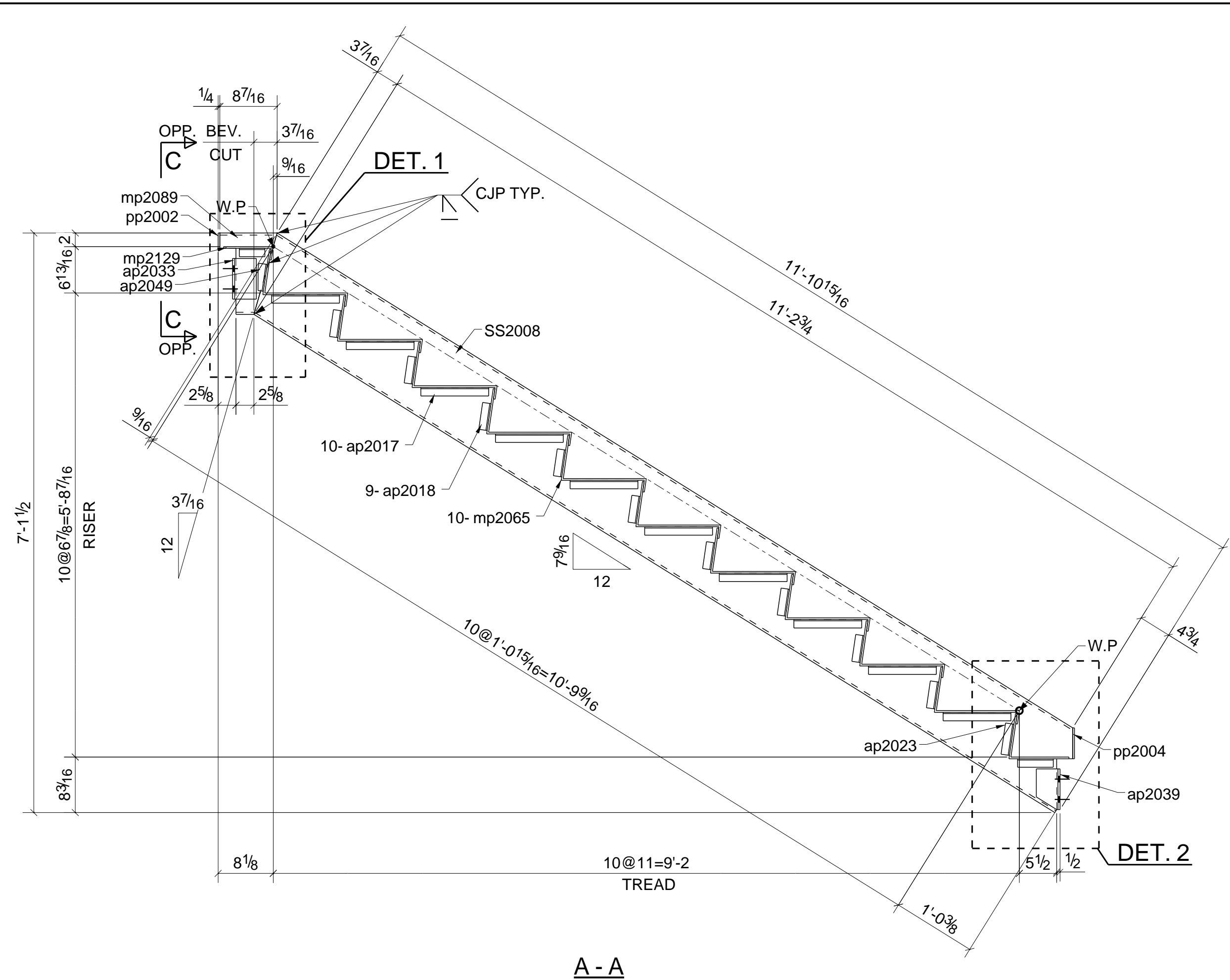
**VEGAZVA** Vegazva Technologies Inc.  
3701 W Algonquin Rd STE 640  
Rolling Meadows, IL 60008 USA

DATE	NO.	REVISION	BY.	CHK.
10/05/2021	0	FOR FABRICATION	AR	SB
09/06/2021	A	FOR APPROVAL	AR	KS

WORK THIS DWG. W/ THE FOLLOWING :  
E2001 - E2007

ALL STEEL ASTM-A36 UNLESS NOTED. Welding Electrodes - E70XX	STRUCTURE:
ALL HOLES UNLESS NOTED 13/16" Ø U.N.O	LOCATION:
SURFACE PREP. SP-3	PURCHASER:
SHOP PAINT. One S/C Gray Primer	PLANS BY:
ERECTION BY: JESCO	DESCRIPTION:
PRINTINGS	ITEM: AB
NO. DATE FOR NO. DATE FOR	MADE BY: DATE: 10/05/2021
	CHK'D BY: DATE: 10/05/2021
	APP'D BY: DATE: 10/05/2021
JOB NO. 13630	SHEET NO. SS2007
	REV. 0

QTY.	SIZE	GRADE	LENGTH	TYPE	WEIGHT
8	3/4"	A325N	13'4"	Site	2.21



**BILL OF MATERIAL**

MARK	QTY	DESCRIPTION	LENGTH	WEIGHT	MATERIAL GR.	REMARKS
SS2008	1	STRINGER				
SS2008	1	MC12X14.3	11'-10 1/2"	168.93	A36	
ap2017	20	L1-1/4X1-1/4X3/16	0'-10"	24.62	A36	
ap2018	18	L1-1/4X1-1/4X3/16	0'-4"	8.86	A36	
ap2019	2	L1-1/4X1-1/4X3/16	0'-3 3/4"	0.93	A36	
ap2023	2	L1-1/4X1-1/4X3/16	0'-4 5/8"	1.14	A36	
ap2024	2	L1-1/4X1-1/4X3/16	0'-5 1/4"	1.30	A36	
ap2033	2	L3-1/2X3-1/2X5/16	0'-6"	7.15	A36	
ap2038	1	L3-1/2X3-1/2X5/16	0'-6"	3.57	A36	
ap2039	1	L3-1/2X3-1/2X5/16	0'-6"	3.57	A36	
ap2048	1	L1-1/4X1-1/4X3/16	0'-4"	0.49	A36	
ap2049	1	L1-1/4X1-1/4X3/16	0'-4"	0.49	A36	
mp2063	1	MC12X14.3	11'-10 1/2"	168.93	A36	
mp2065	10	PL1/4"X20 1/8"	3'-9"	660.64	A36	
mp2089	1	MC12X14.3	0'-8 7/16"	10.01	A36	
mp2092	1	MC12X14.3	0'-8 7/16"	10.01	A36	
mp2129	1	PL1/4"X8 3/4"	3'-9"	28.79	A36	
mp2132	1	PL1/4"X15"	3'-9"	48.80	A36	
pp2002	2	PL1/4"X2 1/8"	0'-2 1/4"	0.68	A36	
pp2004	2	PL1/4"X2 1/8"	0'-4 9/16"	1.37	A36	
TOTAL WEIGHT THIS DRAWING				1150.29		

RELEASED FOR FABRICATION

DETAIL ENGINEERING :

**VEGAZVA** Vegazva Technologies Inc.  
3701 W Algonquin Rd STE 640  
Rolling Meadows, IL 60008 USA

DATE	NO.	REVISION	BY.	CHK.
10/05/2021	0	FOR FABRICATION	AR	SB
09/06/2021	A	FOR APPROVAL	AR	KS

WORK THIS DWG. W/ THE FOLLOWING : E2001 - E2007

ALL STEEL ASTM-A36 UNLESS NOTED. Welding Electrodes - E70XX

STRUCTURE: \_\_\_\_\_

LOCATION: \_\_\_\_\_

PURCHASER: \_\_\_\_\_

PLANS BY: \_\_\_\_\_

DESCRIPTION: \_\_\_\_\_ ITEM: AB

MADE BY: \_\_\_\_\_ DATE: 10/05/2021

CHK'D BY: \_\_\_\_\_ DATE: 10/05/2021

APP'D BY: \_\_\_\_\_ DATE: 10/05/2021

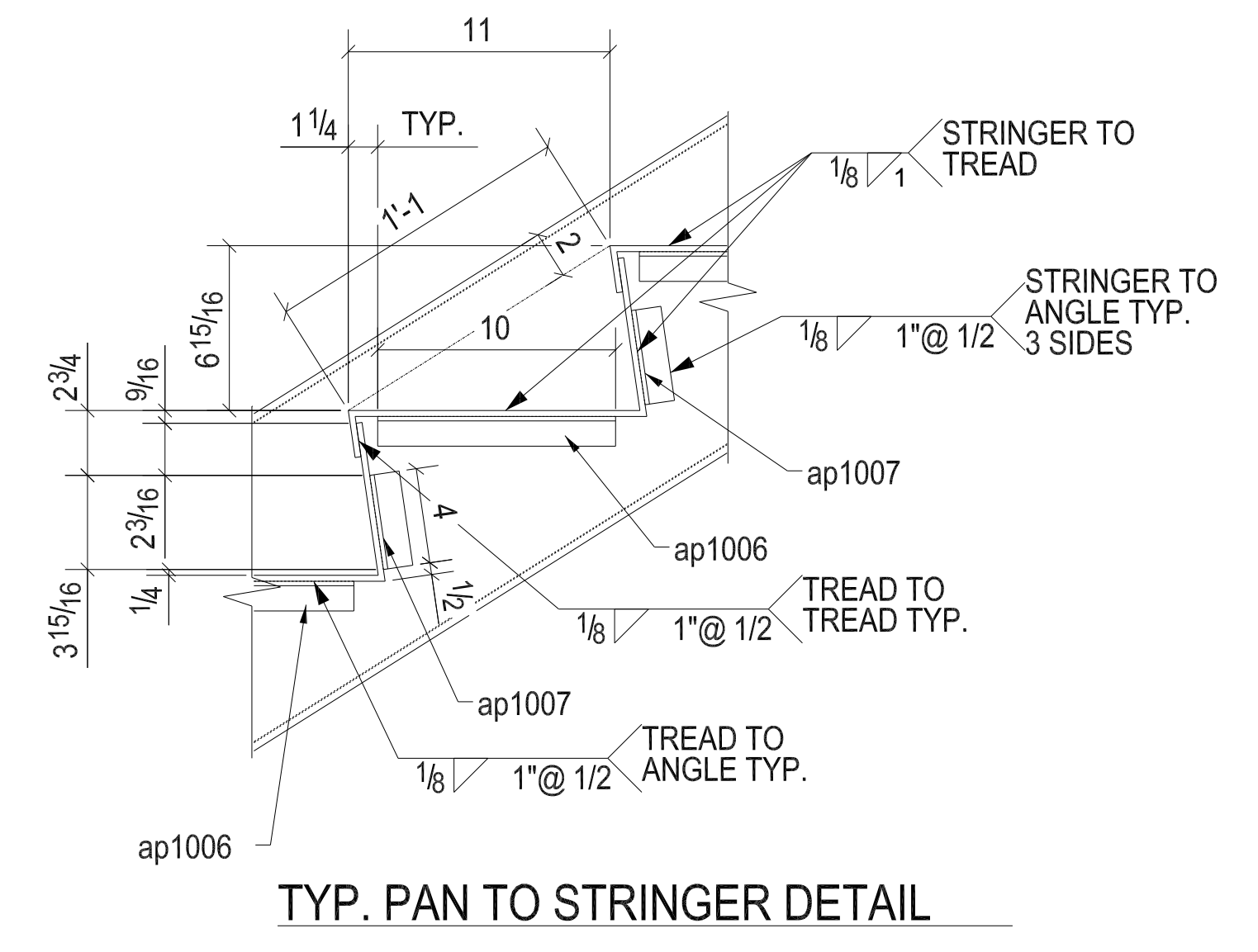
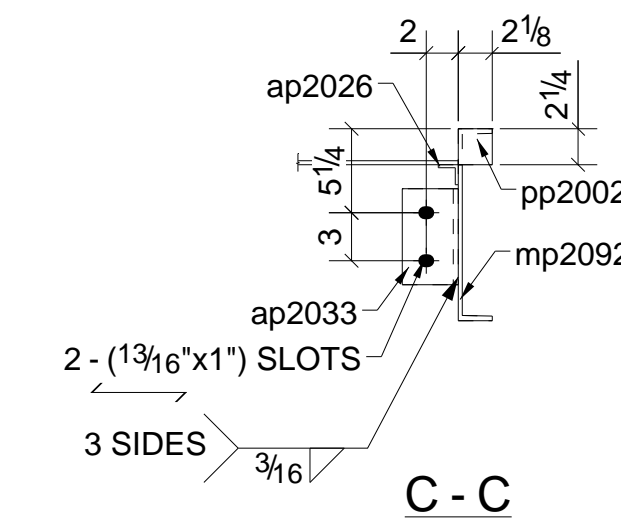
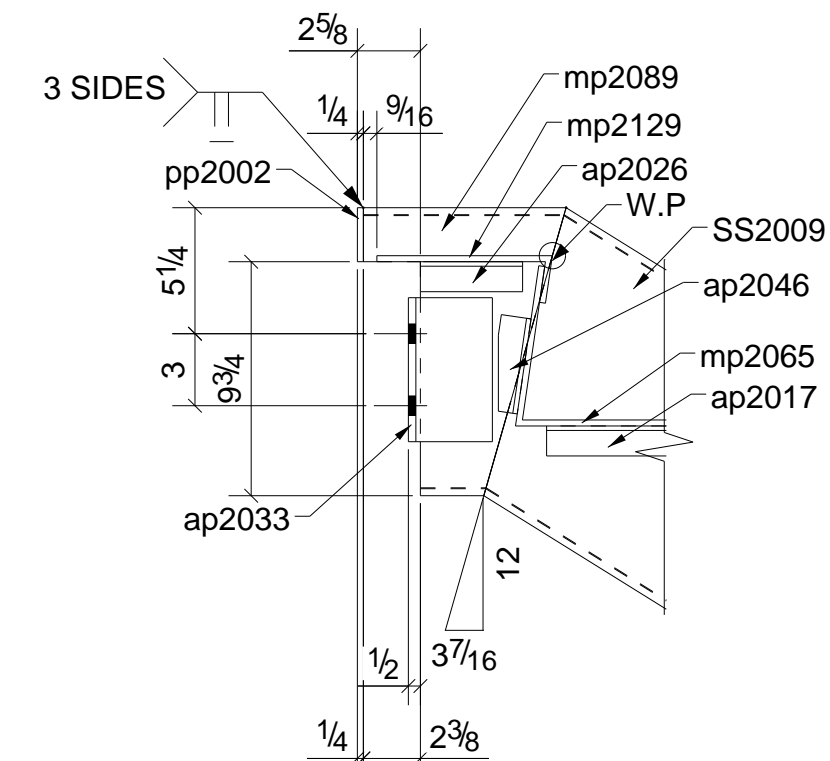
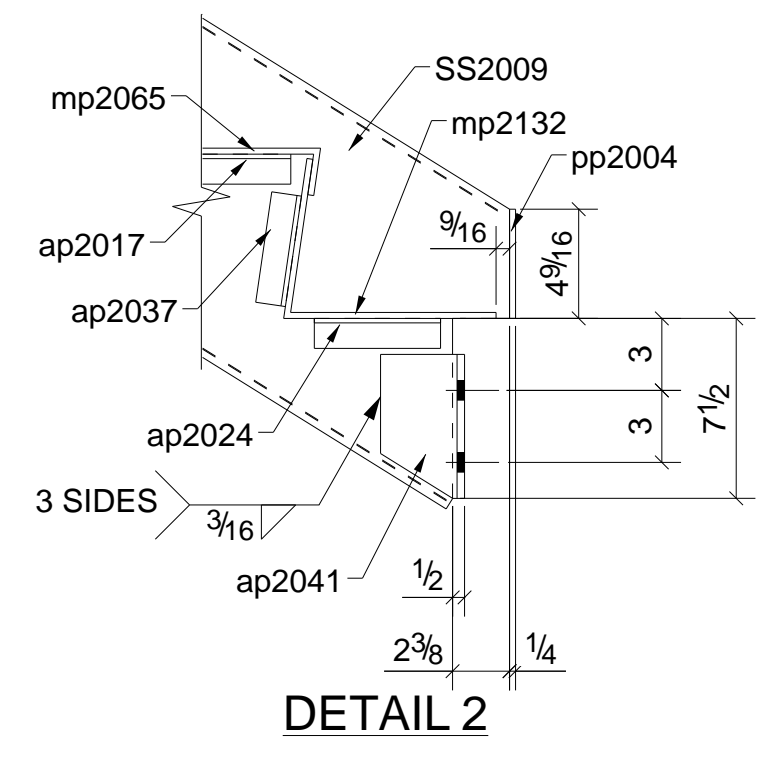
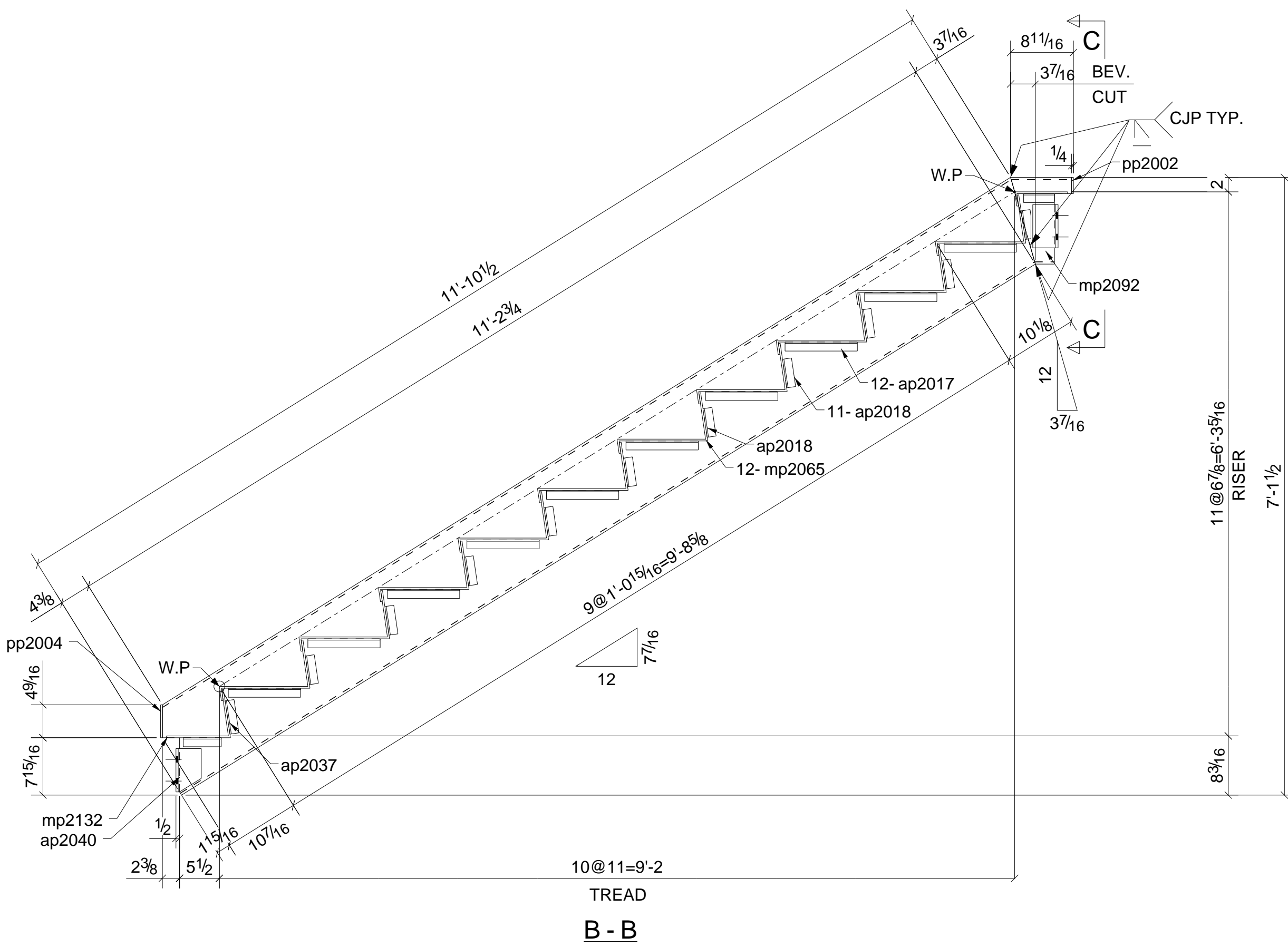
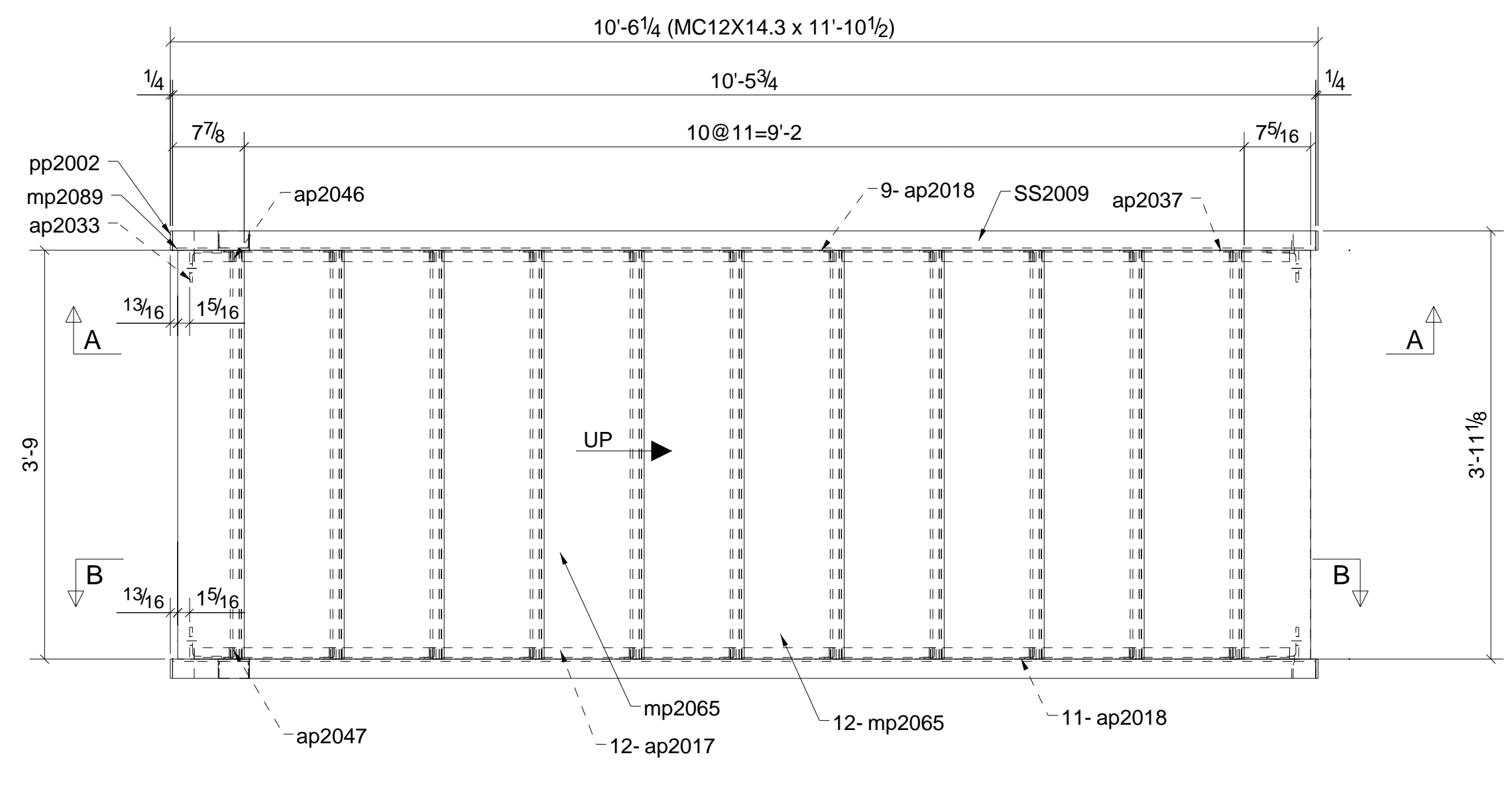
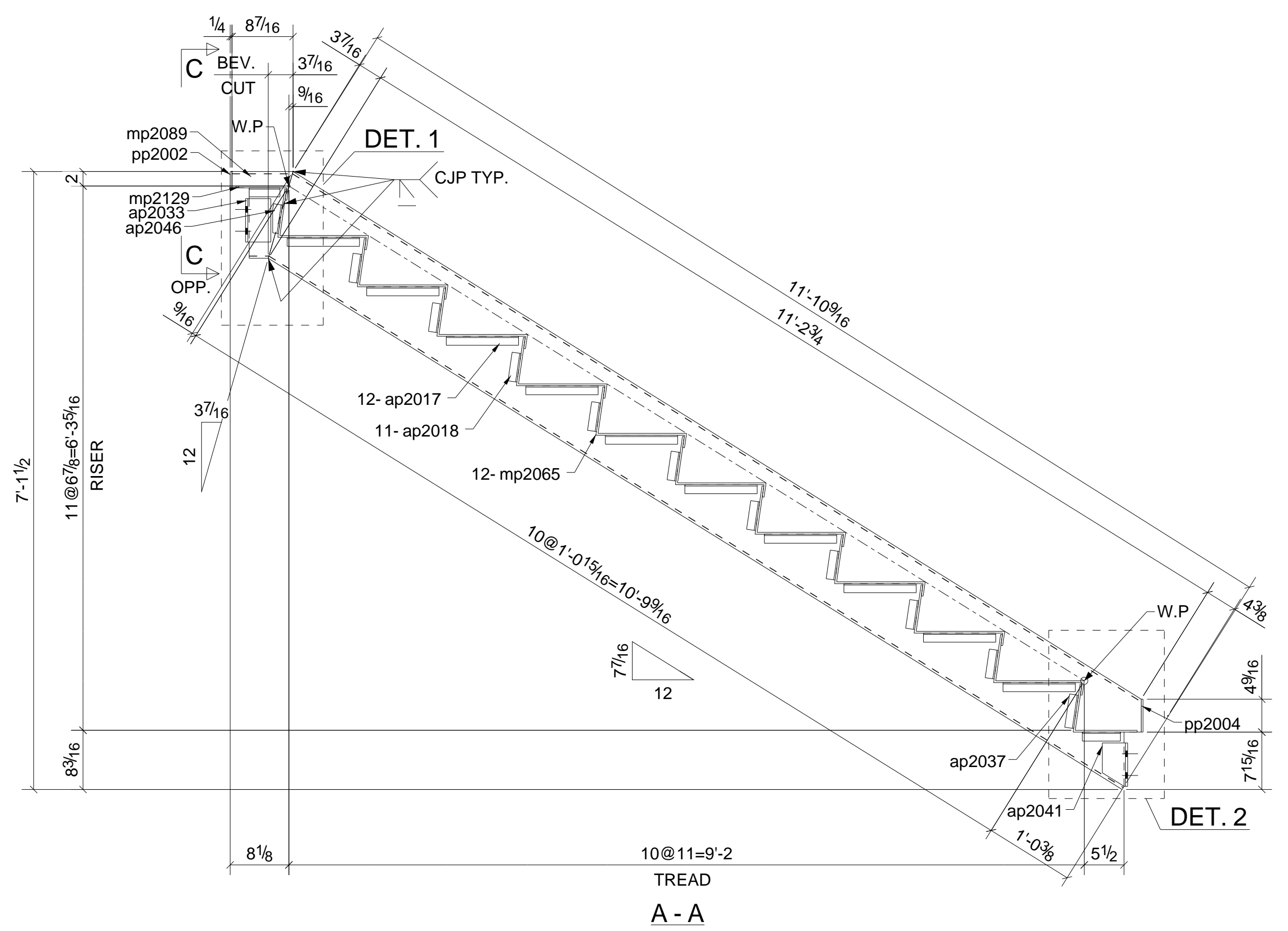
PRINTINGS

NO.	DATE	FOR	NO.	DATE	FOR

JOB NO. 13630 SHEET NO. SS2008 REV. 0

QTY.	SIZE	GRADE	LENGTH	TYPE	WEIGHT
8	3/4"	A325N	1 3/4"	Site	2.21

**ONE - STRINGER - SS2008**



ONE - STRINGER - SS2009

BILL OF MATERIAL

MARK	QTY	DESCRIPTION	LENGTH	WEIGHT	MATERIAL GR.	REMARKS
SS2009	1	STRINGER				
SS2009	1	MC12X14.3	11'-10 1/2"	168.93	A36	
ap2017	20	L1-1/4X1-1/4X3/16	0'-10"	24.62	A36	
ap2018	18	L1-1/4X1-1/4X3/16	0'-4"	8.86	A36	
ap2024	2	L1-1/4X1-1/4X3/16	0'-5 1/4"	1.30	A36	
ap2026	2	L1-1/4X1-1/4X3/16	0'-4 1/4"	1.05	A36	
ap2033	2	L3-1/2X3-1/2X5/16	0'-6"	7.15	A36	
ap2037	2	L1-1/4X1-1/4X3/16	0'-4 5/8"	1.14	A36	
ap2040	1	L3-1/2X3-1/2X5/16	0'-6"	3.57	A36	
ap2041	1	L3-1/2X3-1/2X5/16	0'-6"	3.57	A36	
ap2046	1	L1-1/4X1-1/4X3/16	0'-4"	0.49	A36	
ap2047	1	L1-1/4X1-1/4X3/16	0'-4"	0.49	A36	
mp2063	1	MC12X14.3	11'-10 1/2"	168.93	A36	
mp2065	10	PL 1/4"X20 1/8"	3'-9"	660.63	A36	
mp2089	1	MC12X14.3	0'-8 7/16"	10.01	A36	
mp2092	1	MC12X14.3	0'-8 7/16"	10.01	A36	
mp2129	1	PL 1/4"X8 3/4"	3'-9"	28.79	A36	
mp2132	1	PL 1/4"X15"	3'-9"	48.80	A36	
pp2002	2	PL 1/4"X2 1/8"	0'-2 1/4"	0.68	A36	
pp2004	2	PL 1/4"X2 1/8"	0'-4 9/16"	1.37	A36	
TOTAL WEIGHT THIS DRAWING				1150.41		

RELEASED FOR FABRICATION

DETAIL ENGINEERING :

**VEGAZVA** Vegazva Technologies Inc.  
3701 W Algonquin Rd STE 640  
Rolling Meadows, IL 60008 USA

DATE	NO.	REVISION	BY.	CHK.
10/05/2021	0	FOR FABRICATION	AR	SB
09/06/2021	A	FOR APPROVAL	AR	KS

WORK THIS DWG. W/ THE FOLLOWING :

E2001 - E2007

ALL STEEL ASTM-A36 UNLESS NOTED. Welding Electrodes - E70XX	STRUCTURE:
ALL HOLES UNLESS NOTED 13/16" Ø U.N.O	LOCATION:
SURFACE PREP. SP-3	PURCHASER:
SHOP PAINT. One S/C Gray Primer	PLANS BY:
ERECTION BY: JESCO	DESCRIPTION:
PRINTINGS	ITEM: AB
NO. DATE FOR NO. DATE FOR	MADE BY: DATE: 10/05/2021
	CHK'D BY: DATE: 10/05/2021
	APP'D BY: DATE: 10/05/2021
JOB NO. 13630	SHEET NO. SS2009
	REV. 0

QTY.	SIZE	GRADE	LENGTH	TYPE	WEIGHT
8	3/4"	A325N	134"	Site	2.21